

THE INFORMATION CONTAINED IN THIS DRAWING IS THE SOLE PROPERTY OF L-COM, INC. ANY REPRODUCTION IN PART OR WHOLE WITHOUT THE WRITTEN PERMISSION OF L-COM, INC. IS PROHIBITED.

REVISIONS			
REV	DESCRIPTION	DATE	APPROVED
A	CN RELEASE	12/29/09	D.GRIFFIN
B	ECN 4765: CH'G TOL. ON .149 DIM. FROM .010 [.25] TO .014 [.35]	5/21/10	D. CASTRO
C	ECN 8129: ADD OPERATING TEMP. RANGE, UPT ROHS AND DWG FORMAT	10/16/15	S.LI

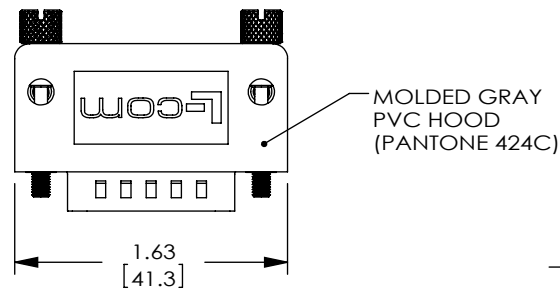
D

C

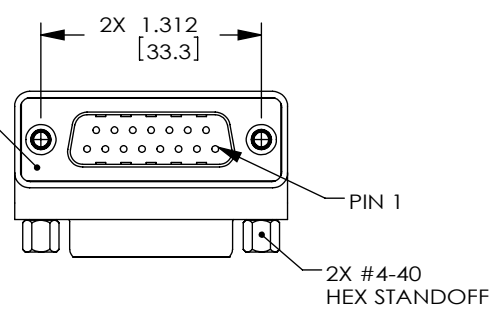
B

A

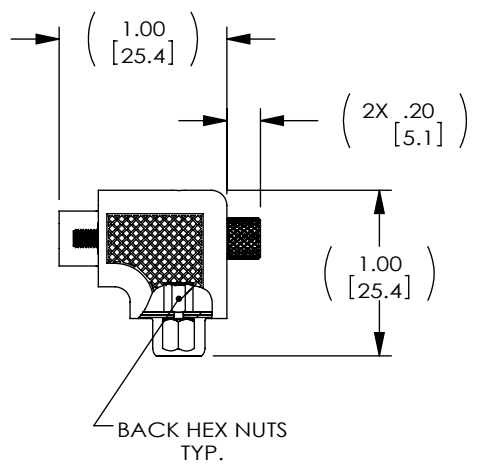
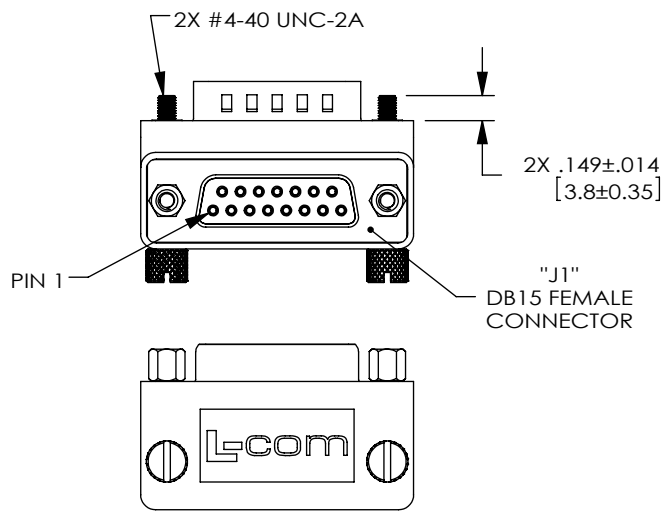
C



"P1"  
DB15 MALE CONNECTOR

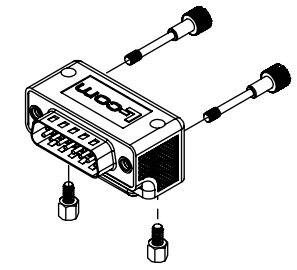


WIRING MAP	
"P1"	"J1"
1	1
2	2
3	3
4	4
5	5
6	6
7	7
8	8
9	9
10	10
11	11
12	12
13	13
14	14
15	15
SHELL	SHELL

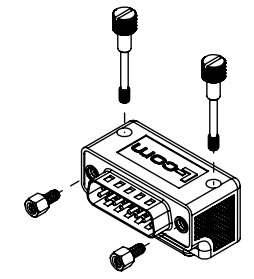


**HARDWARE CONFIGURATIONS**

STANDARD HARDWARE CONFIGURATION



ALTERNATE HARDWARE CONFIGURATION



**NOTES:**

- ADAPTOR SHALL BE TESTED FOR CONTINUITY.
- ADAPTOR SHALL BE INDIVIDUALLY PACKAGED IN ACCORDANCE WITH L-COM SPECIFICATION PS-0031.
- PRODUCT SHIPPED IN STANDARD HARDWARE CONFIGURATION SHOWN ABOVE AND IN EXPLODED VIEW.
- OPERATING TEMPERATURE RANGE: -15°C~+70°C

**REGULATORY COMPLIANCE:**  
CE2011/65/EU (RoHS DIRECTIVE)

UNLESS OTHERWISE SPECIFIED, DIMENSIONS ARE IN INCHES [mm] OVERALL CABLE LENGTH TOLERANCE: ≤12 [305] ≤+1 [25] / -0 >12 [305] ≤60 [1524] = +2 [51] / -0 >60 [1524] ≤120 [3048] = +4 [102] / -0 >120 [3048] ≤300 [7620] = +6 [152] / -0 >300 [7620] = +5% / -0% ALL OTHER DIMENSIONAL TOLERANCES: .X = ±.2 [5.08] .XX = ±.02 [51] .XXX = ±.005 [13]	APPROVALS DRAWN BY D. CASTRO CHECKED BY D. FRISIELLO APPROVED BY D. PARHAM	DATE 9/11/09 9/14/09 9/14/09
	CONFIGURATION DETAILS OF UNDIMENSIONED FEATURES MAY VARY	
	COLOR VARIATIONS MAY OCCUR	
	PROJECTION 	

**L-com** Global Connectivity 45 BEECHWOOD DRIVE NORTH ANDOVER, MA 01845

CATEGORY: D-SUBMINIATURE

PRODUCT DESCRIPTION: ADPT,DB15M/F RA ORIENTATION 3

SIZE: <b>A</b>	FSCM NO.: <b>43321</b>	DWG. NO.: <b>DG9015MF3</b>	REV.: <b>C</b>
SCALE: NONE		CAD FILE: DG9015MF3.SLDDRW	
			SHEET 1 OF 1