


QP...Tougher inside and out

Quincy was the first to introduce a fully pressured lubricated reciprocating compressor back in 1939. Quincy features its American-made QP series designed for tougher 175 PSI applications where traditional splash lubrication just won't measure up. Quincy's QP is tougher inside and out, featuring powerful performance for demanding applications. In the pump, at the heart of the compressor, lives the legacy of robust

engineering where key design components equal strength and longevity. When lubrication breaks down or there is metal-to-metal contact without lubrication, destruction occurs bringing standard compressors down and production to a halt. The QP's gerotor positive displacement oil pump and rifle drilled crankshaft and connecting rods allow for full pressure lubrication - in a word, reliability.



QT Series: Splash Lubricated for Tough Everyday Use

- Splash lubricated 5 to 15 horsepower
- Simplex, duplex, and base mounted
- Pro and Max models
- Honda, Kohler and Diesel Engines
- Slow speed 1750 RPM motors on QT-5 through QT-15
- Optional No Bull 3-Year Pump/2-Year Package warranty**

Designed for maximum productivity & efficiency by delivering more CFM per brake horsepower, the Quincy QT is the reliable choice for light industrial & commercial applications. Its heavy-duty construction & quality components make it more than a match for your tough working conditions... and the low cost of ownership makes it right for your budget.



QP Series: 175 PSI Class

- Fully pressure lubricated 5 to 15 horsepower
- Lubricated up to the wrist pins
- Oil filter and gauge for better filtration
- Applications up to 175 PSIG
- Ideal for service truck applications
- Optional No Bull 3-Year Pump/2-Year Package warranty**

The QP's fully pressure lubricated system allows smooth continuous operation without excessive stresses. Pressurized oil flowing to all critical surfaces extends the service life up to 15%. Compressed air is considered the fourth utility. If it's down, so is your production - and your profits. Balance longer life with cost-effectiveness when you go with the QP series. The cost of failure is too high to leave to chance - pick the QP to maximize your investment dollars.



Single Stage

Our single-stage compressors are available in three popular configurations. They feature rugged cast iron cylinder, crankshaft and valve plate.

QGS

Ideal for most applications, the Quincy QGS rotary screw has a small footprint and lower sound levels. The QGS combines superior performance with a compact, modern design.


Dryers

Quincy Refrigerated Air Dryers are available in cycling, non-cycling and compact high temperature models.

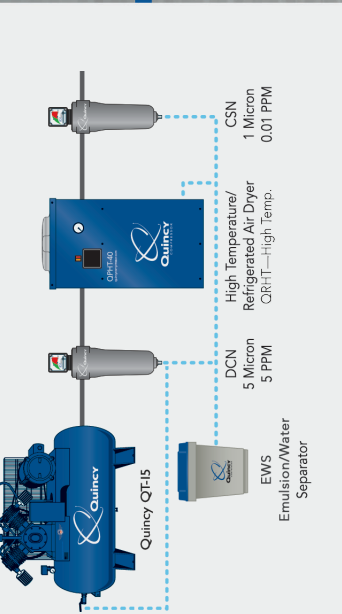
Quincy Compressor is a leading designer and manufacturer of reciprocating and rotary screw air compressors, piping and a full line of air treatment components. Ask your associate for details.



Tough Tougher



COMPRESSED AIR SYSTEMS BEST PRACTICE



701 N. Dobson Avenue | Bay Minette, AL 36507
Toll-free: 877-784-6292
Email: info@quincycompressor.com



©2019 Quincy Compressor. All rights reserved. Printed in U.S.A. (COMFILL 006 03/19)

AIRNET Premium Piping

AIRNET can be installed three times faster than conventional pipe, greatly reducing installation costs. All pipe can be cut to size with an AIRNET tube cutter. Ranging in sizes 3/4", 1", 2", 2 1/2", 3" and 4", AIRNET "push-and-twist" engineered polymer fittings provide leak-free alignment.



In business since 1920, Quincy has built its reputation on quality and rugged reliability, building tough air compressors for the most demanding applications.

Don't just take our word for it, here's what our customers have to say:

"It's a great product and they're true to their warranty. Love the way the product works. It has saved me a lot of time on my work."


"Quiet. When I was shopping for air compressors, I was looking for something quiet. Most others don't even talk about decibels. The fact that it's built in America, and has a long estimated run life is also nice. We bought two."

"All you have to do is look at the assembled compressor and it looks like quality, and starting it up confirms this."

reliable. proven. dependable.



Performance You Demand.
Reliability You Trust.™



Engine Driven
Quincy's pedestal style tank design dramatically reduces engine vibration and extends tank life. Honda, Kohler and our diesel engine models are electric start and pull start. Battery and cables not included.

Protect Your Tools and Applications
Quincy Compressor's refrigerated air dryers are available in cycling, non-cycling and compact high temperature models. For more information, ask your authorized Quincy dealer or visit quincycompressor.com.

Maintain Your Warranty

- Lubricants protect against high heat and extend equipment life
- Standard one - year package warranty
- Register your warranty at quincycompressor.com

Quincy QGS™
When an application calls for a rotary screw air compressor, the QGS offers many of the features, benefits, and advantages of larger compressed air systems in a package that fits your application and at a price you can afford.

- 5-30 to 5-100 horsepower rotary screw compressor
- Compact - less than 13 sq. ft. floor space
- High efficiency intake filter
- Fuse protected circuits
- Quiet operation at just 62-68 dBA
- Complete air system, all on one tank

QT MAX Unit

MAX Units Include:

- Air-cooled after cooler
- Low oil level switch and magnetic starter
- Electronic tank drain

Compressor Selection
Before purchasing a compressor you need to know the CFM requirement of all the tools that will be running at one time, maximum PSI and electrical characteristics if applicable

Tool Guide	Average CFM @ 90 PSI**
Brad Nailer	2
Framing Nailer	3
3/8" Impact Wrench	2.5 to 4
1/2" Impact Wrench	4 to 5
1" Impact Wrench	10
Drill	3 to 6
3/8" Air Ratchet	4.5 to 5
Grease Gun	4
Nibbler	4
Mini Die Grinder	4 to 6
Air Hammer	6
Air Reciprocating Saw	7
Paint Spray Gun	7 to 9
Angle Polisher	8
Orbital Sander	6 to 9
Straight Line Air Sander	8

** Note: See tool manufacturer for exact CFM and PSI requirements.
CFM- Cubic Feet per minute. The volume of air measuring the compressor's capacity or the amount of air the compressor will deliver.
PSI- Pounds per square inch. This is the measurement of pressure or the force contained in the compressed air.
Quincy recommends you allow 20-25% for additional tools, future growth and/or the possible air leaks downstream from your compressor. If a compressor is undersized your tools will not function properly. Electric motors are designed for 6-8 starts and stops an hour.

Performance You Demand. Reliability You Trust.™	Single Stage					Two Stage Splash Lubricated						Two Stage Pressure Lubricated						Rotary Screw (featuring integrated air dryer)					
	1.5 HP 1725 RPM	2 HP 3450 RPM	2 HP 3450 RPM	3.5 HP 3450 RPM	5.5 HP Honda Engine	5 HP 3450 RPM	5 HP 1750 RPM	7.5 HP 1750 RPM	10 HP 1750 RPM	15 HP 1750 RPM	13 HP Honda Engine 14 HP Kohler Engine 10 HP Diesel Engine	5 HP 1750 RPM	7.5 HP 1750 RPM	10 HP 1750 RPM	15 HP 1750 RPM	13 HP Honda Engine 14 HP Kohler Engine 10 HP Diesel Engine	5 HP 3600 RPM	7.5 HP 3600 RPM	10 HP 3540 RPM	15 HP 3540 RPM	20 HP 3540 RPM	25 HP 3600 RPM	30 HP 3600 RPM
Air Delivery (CFM @)	4.4 @ 40 PSI	8.3 @ 40 PSI	8.3 @ 40 PSI	14.6 @ 40 PSI	11.1 @ 40 PSI	15.4 @ 100 PSI	17.7 @ 100 PSI	23.8 @ 100 PSI	35.9 @ 100 PSI	54.4 @ 100 PSI	24.7 @ 100 PSI	17.7 @ 100 PSI	23.8 @ 100 PSI	35.9 @ 100 PSI	54.4 @ 100 PSI	24.7 @ 100 PSI	16.6 @ 150 PSI	21.2 @ 150 PSI	39.6 @ 125 PSI	55.9 @ 125 PSI	62.4 @ 125 PSI	99.0 @ 125 PSI	122.0 @ 125 PSI
Maximum PSI	145	135	135	135	145	175	175	175	175	175	175	175	175	175	175	175	150	150	125	125	125	125	125
ASME Tank Capacity (Gal)	4	20	26	60	8	60	80	120	120	120	30	80	120	120	120	30	60	120	120	120	120	120	120
Tank Configuration	Twin Stack	Horizontal Portable	Vertical Portable	Vertical	Wheelbarrow	Vertical	Vertical	Horizontal	Horizontal	Pedestal Style	Vertical	Horizontal	Horizontal	Horizontal	Pedestal Style	Horizontal	Horizontal	Horizontal	Horizontal	Horizontal	Horizontal	Horizontal	Horizontal
Quincy Model	Q1214TS	Q12120PQ	Q12126VPQ	Q13160VQ	G15H8WQ	2V41C60VC	251CP80VCB (5HP)** 251CS80VCB (5HP) 271CS80VCB (7.5 HP)	P2103DS12HCB	2153DS12HCA	G213H30HCB G214K30HCD D205Y30HC D207Y30HC	351CS80VCB (5HP) 371CS80VCA (7.5HP)	3103DS12HCA20 (volt) 3103DS12HCA23 (volt) 3103DS12HCA46 (volt)	3153DS12HCA20 (volt) 3153DS12HCA23 (volt) 3153DS12HCA46 (volt)	G313H30HCE (H) G314K30HCE (K) D307Y30HCD	4152005424 (5HP) 4152005425 (7.5HP)	4152021980 (10HP) 4152021984 (15HP)	4152016773 (20HP) 4152016774 (25HP) 4152016775 (30HP)						
Electrical Power Supply	120 Volt Single Phase	120 Volt Single Phase	120 Volt Single Phase	230 Volt Single Phase	N/A	230 Volt Single Phase	230 Volt Single Phase	200V 230V 460V Three Phase	200V 230V 460V Three Phase	N/A	230 Volt Single Phase	200V 230V 460V Three Phase	200V 230V 460V Three Phase	N/A	230 Volt Single Phase	200V, 230V or 460V Three Phase	200V, 230V or 460V Three Phase	200V, 230V or 460V Three Phase					
Full Load Amp Draw*	15	19	19	16	N/A	24	28 40	Consult a Certified Electrician	Consult a Certified Electrician	N/A	28 40	Consult a Certified Electrician	Consult a Certified Electrician	N/A	28 40	Consult a Certified Electrician	Consult a Certified Electrician	Consult a Certified Electrician	Consult a Certified Electrician				
Circuit Breaker*	15	15	15	30	N/A	50	60 80	Consult a Certified Electrician	Consult a Certified Electrician	N/A	60 80	Consult a Certified Electrician	Consult a Certified Electrician	N/A	60 80	Consult a Certified Electrician	Consult a Certified Electrician	Consult a Certified Electrician	Consult a Certified Electrician				
Minimum Wire Size*	N/A	12	12	14	N/A	10	10 8	Consult a Certified Electrician	Consult a Certified Electrician	N/A	10 8	Consult a Certified Electrician	Consult a Certified Electrician	N/A	10 8	Consult a Certified Electrician	Consult a Certified Electrician	Consult a Certified Electrician	Consult a Certified Electrician				
Pump Model/Air End	GM175	PAT 24	PAT 24	PAT 38	PAT38	QT-54	QT-5 QT-7.5	QT-10	QT-15	QT-7.5 / D205:QT-5	QP-5	QP-7.5	QP-10	QP-15	QP-7.5	QGS-5	QGS-7.5	QGS-10	QGS-15	QGS-20	QGS-25	QGS-30	
Recip Pump RPM	1725	805	805	1250	1250	1310	942 1026	968	923	1060	942 1026	968	923	1060	N/A	N/A	N/A	N/A	N/A	N/A	N/A	N/A	
Pump Design	Direct 4 Pole Induction Motor	2 Cylinder	2 Cylinder	2 Cylinder	2 Cylinder	4 Cylinder	2 Cylinder	2 Cylinder	4 Cylinder	2 Cylinder	2 Cylinder	2 Cylinder	4 Cylinder	2 Cylinder	Rotor	Rotor	Rotor						
Tank Drain	Manual	Manual	Manual	Manual	Manual	Ball Valve	Ball Valve	Ball Valve	Ball Valve	Ball Valve	Ball Valve	Ball Valve	Ball Valve	Ball Valve	Ball Valve	Ball Valve	Ball Valve						
Outlet Size	1/4" Ball Valve	1/4" NPT Outlet	1/4" NPT Outlet	1/2" NPT Outlet	3/8" Ball Valve	1/2" Ball Valve	3/4" Ball Valve	1" Ball Valve	1" Ball Valve	1/2" Ball Valve	3/4" Ball Valve	3/4" Ball Valve	1" Ball Valve	1/2" Ball Valve	1/2" Outlet	1/2" Outlet	1" Outlet						
Factory Installed Components	1/4" Regulator and Gauge	1/4" Regulator and Gauge	1/4" Regulator and Gauge	N/A	1/4" Regulator and Gauge	N/A	w/ Magnetic Starter	w/ Magnetic Starter	w/ Magnetic Starter	N/A	w/ Magnetic Starter	w/ Magnetic Starter	w/ Magnetic Starter	N/A	w/ Control Panel	w/ Control Panel	w/ Control Panel						
Standard Warranty	1 Yr Pump, 1 Yr Pkg	1 Yr Pump, 1 Yr Pkg	1 Yr Pump, 1 Yr Pkg	1 Yr Pump, 1 Yr Pkg	1 Yr Pump, 1 Yr Pkg	1 Yr Pump, 1 Yr Pkg	1 Yr Pump, 1 Yr Pkg	1 Yr Pump, 1 Yr Pkg	1 Yr Pump, 1 Yr Pkg	1 Yr Pump, 1 Yr Pkg	1 Yr Pump, 1 Yr Pkg	1 Yr Pump, 1 Yr Pkg	1 Yr Pump, 1 Yr Pkg	1 Yr Pump, 1 Yr Pkg	1 Yr Pump, 1 Yr Pkg	1 Year Warranty	1 Year Warranty	1 Year Warranty					
Extended Warranty Kit	N/A	EWK-1	EWK-1	EWK-1	N/A	EWK-2	EWK-3	EWK-4	EWK-5	EWK-3	EWK-6	EWK-7	EWK-8	EWK-6	N/A	N/A	N/A						
Extended Warranty Coverage	N/A	3 Yr Pump, 2 Yr Pkg	3 Yr Pump, 2 Yr Pkg	3 Yr Pump, 2 Yr Pkg	N/A	3 Year Pump, 2 Yr Pkg	3 Year Pump, 2 Yr Pkg	3 Year Pump, 2 Yr Pkg	3 Year Pump, 2 Yr Pkg	3 Year Pump, 2 Yr Pkg	3 Year Pump, 2 Yr Pkg	3 Year Pump, 2 Yr Pkg	3 Year Pump, 2 Yr Pkg	3 Year Pump, 2 Yr Pkg	3 Year Warranty w/ Startup	3 Year Warranty w/ Startup	3 Year Warranty w/ Startup						
Lubrication	Splash Lube	Splash Lube	Splash Lube	Splash Lube	Splash Lube	Splash Lube	Splash Lube	Splash Lube	Splash Lube	Splash Lube	Pressure Lube	Pressure Lube	Pressure Lube	Pressure Lube	Oil Injected	Oil Injected	Oil Injected						
Pump Life	10,000 hours	10,000 hours	10,000 hours	10,000 hours	10,000 hours	50,000+ hours	50,000+ hours	50,000+ hours	50,000+ hours	50,000+ hours	60,000+ hours	60,000+ hours	60,000+ hours	60,000+ hours	N/A	N/A	N/A						
Approx. Shipping Weight	72	155	165	261	143	475	680 720	850	995	502	680 720	850	995	515	543 548	727 760	793 1042 1076						
Dimensions (L x W x H)	20x20x18	35x20x32	26x26x51	30x22x68	43x18x27	29x21x70	37x24x74 37x24x74	78x28x55	78x28x55	42x21x40	37x24x74	78x28x55	78x28x55	42x21x40	56x22x50	76.2x25.2x57.8	76.2x25.2x57.8						

Quincy Max units come with the same features and benefits as the model number listed above plus they include an air-cooled after-cooler, low oil protection and electronic tank drain.

Quincy Max Model #	251C80VCBM 271C80VCBM	2103D12HCBM	2153D12HCAM	351C80VCBM 371C80VCA	3103D12HCAM	3153D12HCBM
Factory Installed Components	N/A	N/A	N/A	N/A	N/A	N/A
Weight	690	730	865	1010	690	730

* Full load amp draw, circuit breaker and wire size are approximate selections for most installations. Electrical installations should be performed by a certified Electrician who has knowledge of National Electric Code (NEC), OSHA codes and/or any local or state codes having precedence.

Ball Valve Tank Drain
Quincy Compressor's ball valve-style drain makes it easy to drain moisture from the tank. This extends the life of your tools, maintains performance and ensures a long tank life.

Electrical
All electrical components are UL and CSA approved. All electrical wiring is wrapped in heavy-duty, flexible conduit.

Can't seem to find what you are looking for?
Most electric two-stage models are available in single-phase or three-phase, horizontal or vertical, simplex or duplex, from 5 HP to 15 HP. Visit us online at QuincyCompressor.com for the complete line of Quincy Compressor products. Special orders are available, just ask a Quincy Compressor sales associate for more details.

Working Pressure
Single-stage models have an operating pressure of 110-135 PSI. Electric two-stage models are 135-175 PSI.

Safety In Mind
All two-stage units come standard with three ASME certified relief valves to keep you safe. There is one on the compressor head, discharge line and tank.