



AV Connectivity & Signal Distribution

Introduction

CIE-Group – one of the UK's most experienced suppliers of high quality and unique Audio Visual products - now introduce a brand new range of connectivity and signal distribution solutions for the professional installation sector.

Ease and quality of installation are essential requirements for the AV project engineer and installer - a key element reflected in our exciting new product range which includes innovative solutions from **Databay** and **Clever Little Box** such as HDMI and DVI signal distribution, time-saving VGA ferrule cables and solderless termination systems.

In addition to our vast range of standard stock products, CIE-Group specialise in custom solutions to meet your specific technical/branding requirements.

Our team of advisors are on-hand to discuss your bespoke connectivity needs and to design a solution which meets both specification and budget. See 'Custom Solutions' on page 30 for examples of our bespoke solution capabilities.



Clever Little Box



T: 0115 9770075 E: info@cie-group.com
F: 0115 9770081 W: www.cie-group.com



AV Connectivity & Signal Distribution

Contents



04~10 Signal Distribution - VGA



11~13 Signal Distribution - DVI



14~17 Signal Distribution - HDMI



18 Signal Distribution - Co-Axial (BNC)



19~21 AV Connectivity - Faceplates



22~26 AV Connectivity - Cables & Adaptors



27 AV Connectivity - Cable Reels



28~29 AV Connectivity - Connectors



30~31 Custom Products



32~34 Installation Advice & Information



35 Part Number Index

Signal Distribution

VGA Products

Although only analogue, VGA is still a dominant force in the AV sector and will be for some time. Centred around the 15 way High Density 'D' type connector, we have equipment to distribute and interconnect VGA signals (including audio!) in a variety of configurations.



VGA Splitters

With 350MHz bandwidth these units allow video to be simultaneously displayed across multiple displays quickly and effectively. The bases of the units are magnetic to allow for easy attachment to most metal surfaces.

- VS-201H - 1 in, 2 out splitter



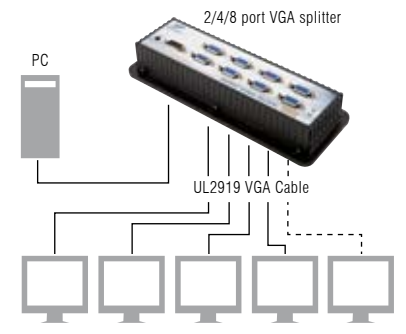
- VS-401H - 1 in, 4 out splitter



- VS-801H - 1 in, 8 out splitter



Typical Configuration:



Specifications:

Model:	VS-201H:	VS-401H:	VS-801H:
Power Consumption	DC 9v; 200mA	DC 9v; 200mA	DC 9v; 200mA
Cable Distance	65m (210 feet) max	65m (210 feet) max	65m (210 feet) max
Signal Type	VGA, SVGA, XGA, Multi-sync, TFT-LCD monitor	VGA, SVGA, XGA, Multi-sync, TFT-LCD monitor	VGA, SVGA, XGA, Multi-sync, TFT-LCD monitor
Connector	Input: 1 x HD15 male / Output: 2 x HD15 female	Input: 1 x HD15 male / Output: 4 x HD15 female	Input: 1 x HD15 male / Output: 8 x HD15 female
LED Display	Power indicator x 1, Active indicator x 1	Power indicator x 1, Active indicator x 1	Power indicator x 1, Active indicator x 1
Enclosure	Plastic	Plastic	Plastic
Dimensions	23(H) x 100(W) x 56(D) mm	36(H) x 220(W) x 80(D) mm	36(H) x 220(W) x 80(D) mm

○ VGA Switch

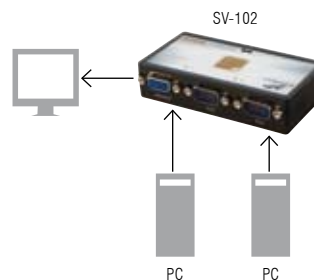
Self-powered VGA switch allowing one of two VGA sources to be selected at any time. The unit can be manually or auto switched.

Features:

- Manual or Auto switching
- Supports VGA, XGA, SVGA, Multi-sync & TFT-LCD monitors
- **SV-102** - 2 in, 1 out switch



Typical Configuration:



Specifications:

Model:	SV-102:
VGA Select Method	Auto sensing, Front push button
Signal Type	VGA, XGA, SVGA, Multi-sync, TFT-LCD monitor
Extended Length	30m (max)
Connector	Input: 2 x D-sub 5, male / Output: 1 x D-sub15, female
LED Display	2 LEDs, VGA1 & VGA2
Enclosure	Plastic
Power	Self-powered via VGA connection
Dimensions	23(H) x 100(W) x 56(D) mm



◦ VGA over Cat5e/6 Range Extenders (up to 300m)

Utilising cost effective and readily available Cat5e/6 cable, these units allow extended distances to be quickly and easily covered between AV source and display devices.

In the basic form, the configuration is a Transmit unit and a Receive unit; however, source signals can also be split to provide simultaneous multiple displays if required.

Whilst VGA is video only, these devices cleverly allow for the transmission of the audio signal as well!

Transmitters:

- **AVE-301T** - 1 port transmitter



- **AVE-308T** - 8 port transmitter



- **AVE-304T** - 4 port transmitter



- **AVE-316T** - 16 port transmitter



Specifications:

Model:	AVE-301T:	AVE-304T:	AVE-308T:	AVE-316T:
Description	1 port transmitter	4 port transmitter	8 port transmitter	16 port transmitter
AV Inputs	VGA x 1, 3.5mm jack x 1	VGA x 1, 3.5mm jack x 1	VGA x 1, 3.5mm jack x 1	VGA x 1, 3.5mm jack x 1
AV Outputs	VGA x 1, RJ-45 x 1, 3.5mm jack x 1	VGA x 1, RJ-45 x 4, 3.5mm jack x 1	VGA x 1, RJ-45 x 8, 3.5mm jack x 1	VGA x 1, RJ-45 x 16, 3.5mm jack x 1
LED	Two colour LEDs	Two colour LEDs	Two colour LEDs	Two colour LEDs
Video quality	Maximum VGA resolution & distance: 2048 x 1536 @ 300m	Maximum VGA resolution & distance: 2048 x 1536 @ 300m	Maximum VGA resolution & distance: 2048 x 1536 @ 300m	Maximum VGA resolution & distance: 2048 x 1536 @ 300m
Dimensions	29(H) x 113(W) x 62(D) mm	44(H) x 240(W) x 130(D) mm	44(H) x 240(W) x 130(D) mm	44(H) x 240(W) x 130(D) mm

Transceivers:

- **AVE-304TR** - 4 port transceiver



- **AVE-308TR** - 8 port transceiver

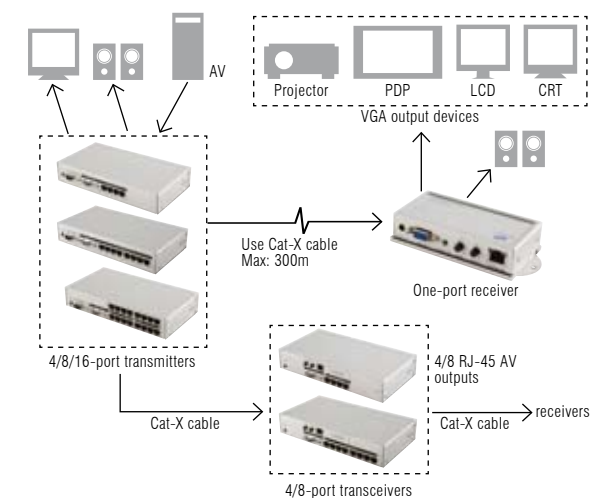
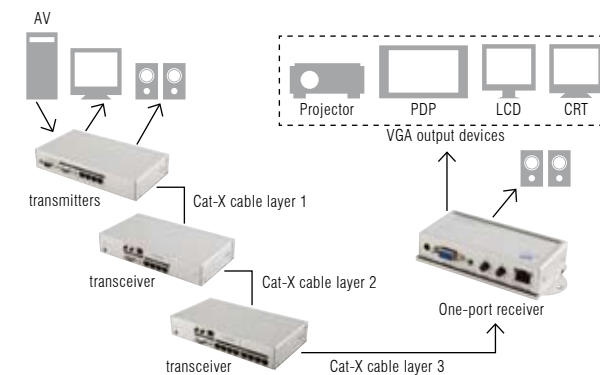
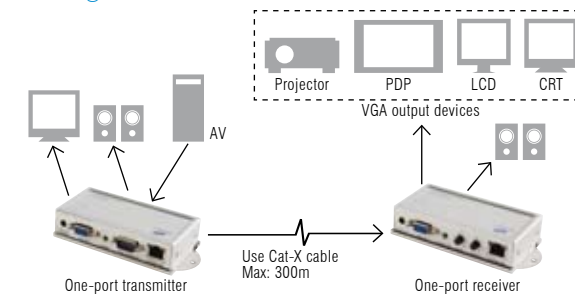


Receiver:

- **AVE-301R** - 1 port receiver



Typical Configurations:



Specifications:

Model:	AVE-304TR:	AVE-308TR:	AVE-301R:
Description	4 port AV transceiver	8 port AV transceiver	1 port receiver
AV Inputs	RJ-45 x 1	RJ-45 x 1	RJ-45 x 1
AV Outputs	RJ-45 x 4, VGA x 1, 3.5mm jack x 1	RJ-45 x 8, VGA x 1, 3.5mm jack x 1	VGA x 1, 3.5mm jack x 1
LED	Two colour LEDs	Two colour LEDs	Two colour LEDs
Video quality	Maximum VGA resolution & distance: 2048 x 1536 @ 300m	Maximum VGA resolution & distance: 2048 x 1536 @ 300m	Maximum VGA resolution & distance: 2048 x 1536 @ 300m
Dimensions	44(H) x 240(W) x 130(D) mm	44(H) x 240(W) x 130(D) mm	29(H) x 113(W) x 62(D) mm

Component and Composite Video Accessories

By using the cables below with the AVE-300 series equipment, component or composite video can be easily distributed/extended in the same way as VGA.

Component Video:

- **HD15F-YCBCR70** - Source Cable 0.7m



- **HD15M-YCBCR180** - Monitor Cable 1.8m



Composite Video:

- **HD15F-S3RCA70** - Source Cable 0.7m



- **HD15M-S3RCA180** - Monitor Cable 1.8m




For further information and specification on these cables see page 34.

One-port VGA+Audio Mini Extender Kit

Probably the world's smallest VGA+Audio Extender Kit, transmitting VGA and Audio over CAT5e cable up to 180m. The kit comprises of both the transmitter and receiver units.

Features:

- Super compact design, allowing direct connection into the VGA sockets
- Pure hardware design, no software
- Support for VGA, SVGA, XGA, TFT, LCD & DDC2B function
- Transmitter takes power from USB port
- Receiver has built-in EQ adjustment for improved image quality
- Carries both Audio & Video signals



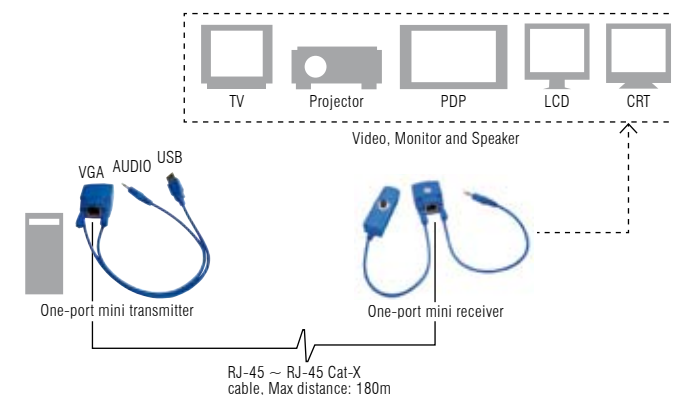
- VGA connector of both Transmitter and Receiver units features RJ-45 connector on the rear for CAT5e transmission up to 180m.

Specifications:

AVE-M180TR:

Model:	Transmitter:	Receiver:
Description	Super mini AV transmitter	Super mini AV receiver
AV Inputs	VGA x 1, 3.5mm jack x 1	RJ-45 x 1
AV Outputs	RJ-45 x 1	VGA x 1, 3.5mm jack x 1
Video Control	-	Video EQ
LED	Power and video status	Power and video status
Video Quality	Maximum VGA resolution & distance: 2048 x 1536 @ 180m	Maximum VGA resolution & distance: 2048 x 1536 @ 180m
Environmental Condition	Operation temp: 0~50°C, Storage temp: -20~60°C, Humidity: 10~90%	Operation temp: 0~50°C, Storage temp: -20~60°C, Humidity: 10~90%

Typical Configurations:



Touch Screen VGA Extender Kit

The VDE-300 system simplifies installation by allowing the PC server to be sited centrally in a secure place, then extending the signal up to 300m to a touch screen display.

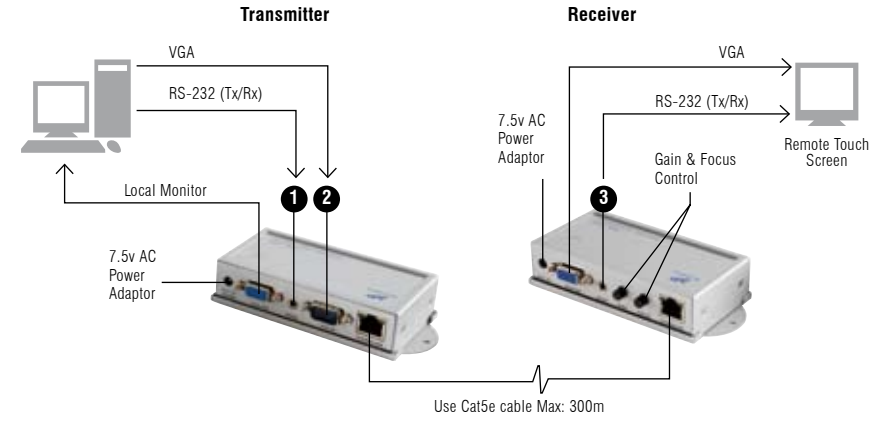
The video (VGA) and data (RS232) signals are extended via low cost Cat5e/Cat6 cable.

Features:

- Bi-directional serial RS232 (Tx/Rx) control
- Remote & local monitor simultaneous display
- Software-free design
- Supports VGA, SVGA, XGA, TFT-LCD & DDC2B
- Focus & Gain Controls for improved image
- Supplied as a pair (Transmitter & Receiver)



Typical Configurations:



Specifications:

VDE-300T/R:		
Model:	Transmitter:	Receiver:
Description	One-port VGA & data extender transmitter	One-port VGA & data extender receiver
AV Inputs	VGA x 1, RS232 x 1	RJ-45 x 1
AV Outputs	VGA x 1, RJ-45 x 1	VGA x 1, RS232 x 1
Video Control	-	Gain/Focus
LED	TX-RX	TX-RX
Power Input	7.5v AC	7.5v AC
Video Quality (max)	1280 x 1024 x 60Hz @ 300m, 1600 x 1200 x 60Hz @ 200m	1280 x 1024 x 60Hz @ 300m, 1600 x 1200 x 60Hz @ 200m
Dimensions	29(H) x 113(W) x 62(D) mm	29(H) x 113(W) x 62(D) mm

Cables included with this kit:



○ DVI over Cat5e/6 Splitters

These units allow video to be simultaneously displayed across multiple displays quickly and effectively. Optional audio splitting/extending is also possible. (See page 13 for Model DVS-DR)

Features:

- Extended DVI distances
- Stereo audio over RJ11 telephone cable
- Video amplifier bandwidth - 1.65GHz
- Local monitor port

- **DVS-102C** - 2 port splitter



- **DVS-104C** - 4 port splitter



- **DVS-108C** - 8 port splitter



Specifications:

	DVS-102C:	DVS-104C:	DVS-108C:
Description	2-port Cat5e DVI-D & audio splitter	4-port Cat5e DVI-D & audio splitter	8-port Cat5e DVI-D & audio splitter
AV Inputs	DVI female x 1, Audio x 1	DVI female x 1, Audio x 1	DVI female x 1, Audio x 1
AV Outputs	DVI female x 1 / Audio x 1 / RJ-45 x 2 / RJ-11 x 2	DVI female x 1 / Audio x 1 / RJ-45 x 4 / RJ-11 x 4	DVI female x 1 / Audio x 1 / RJ-45 x 8 / RJ-11 x 8
RJ-45 to DVI-D receiver (DAS-DR) and RJ-11 to Audio Receiver (DAS-AR)	2 sets	4 sets	8 sets
Max Distance & Resolution	DVI input: transmitting over standard DVI cable up to 10 metres / DVI output: transmitting over standard DVI cable, DVI resolution, 1920 x 1200 @ 10m With Long Range Receiver (DVI-101R) 1280 x 1024 @ 50m / 1920 x 1200 @ 20m With Short Range Receiver (DVS-DR) 1280 x 1024 @ 25m / 1920 x 1200 @ 10m		
Signal Type	DVI-D	DVI-D	DVI-D
Power Consumption	DC 5v, 800mA	DC 5v, 1000mA	DC 5v, 1200mA
Housing	Metal	Metal	Metal
Weight	550g	1.04kg	1.2kg
Dimensions	23(H) x 194(W) x 80(D) mm	44(H) x 240(W) x 130(D) mm	44(H) x 240(W) x 130(D) mm

○ DVI-D over Cat5e/6 Range Extenders

Utilising cost effective and readily available Cat5e/6 cable, these units allow extended distances to be quickly and easily covered between AV source and display devices.

The usual configuration is in the form of a transmit unit and a receive unit. The transceiver is capable of being cascaded, allowing multiple displays to be driven simultaneously.

DVI-E102T, DVI-E102TR and DVI-E101R models feature easy magnetic mounting and detachable screw-mounting plate for ease of installation.

Transmitters:

- **DVI-E101T** - One port compact DVI transmitter



- **DVI-E102T** - One port powered DVI transmitter (Includes EQ control for improved image quality)



Transceivers:

- **DVI-E102TR** - One port Cascadable DVI Transceiver (Includes EQ control for improved image quality)



Specifications:

Model:	DVI-E101T:	DVI-E102T:	DVI-E102TR:
Description	One-port self-powered DVI-D transmitter	One-port DVI-D transmitter	One-port DVI-D transceiver
AV Inputs	DVI female x 1	DVI-HDMI x 1	RJ-45 x 1
AV Outputs	RJ-45 x 1	DVI Female x 1, RJ-45 x 1	DVI Female x 1, RJ-45 x 1
Max Distance & Resolution	Transmitting over Cat5/5e/6 cable, DVI resolution 800 x 600 @ 100m, 1024 x 768 @ 70m, 1280 x 1024 @ 50m, 1920 x 1200 @ 30m	The video resolution can reach 800 x 600 with each cascading length < 80m, 1024 x 768 with each cascading length < 50m and 1280 x 1024 with each cascading length < 40m (Above distances are based on cable skew < 15ns/100m)	
Video Control	-	EQ x 1	EQ x 1
Signal Type	DVI-D	DVI-D	DVI-D
Power Consumption	DC 5v, 800mA	DC 5v, 650mA	DC 5v, 650mA
Housing	Plastic	Metal	Metal
Dimensions	19(H) x 42(W) x 68(D) mm	29(H) x 113(W) x 62(D) mm	29(H) x 113(W) x 62(D) mm

Receivers:

- **DVS-DR** - Short range (10m) DVI Receiver (self-powered)



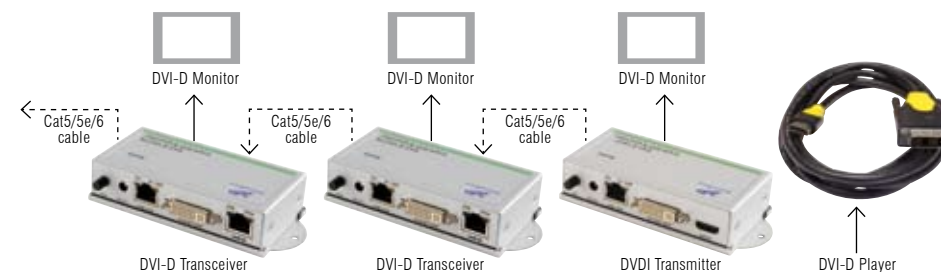
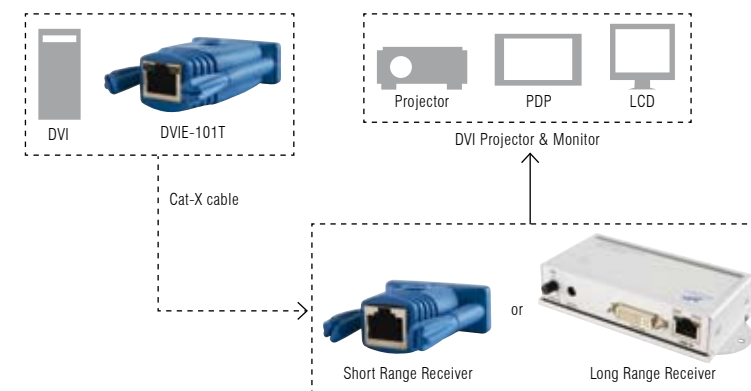
- **DVS-AR** - Audio-only Receiver (over RJ-11 cable) (used in pairs to extend stereo audio up to 50m)



- **DVI-E101R** - Long range (up to 100m) DVI receiver (includes focus control for improved image quality)



Typical Configurations:



Specifications:

Model:	DVS-DR:	DVS-AR:	DVI-E101R:
Description	Cat5 DVI-D changer short range receiver	3.5mm ~ RJ11 adaptor	Cat5 DVI-D long range receiver
AV Inputs	RJ-45 x 1	RJ45 x 1 / 3.5mm jack	RJ-45 x 1
AV Outputs	DVI female x 1	RJ45 x 1 / 3.5mm jack	DVI female x 1
Max Distance & Resolution	1280 x 1024 @ 10m 1024 x 768 @ 20m	50m stereo audio	Transmitting over Cat5/5e/6 cable, DVI resolution 800 x 600 @ 100m 1024 x 768 @ 70m, 1280 x 1024 @ 60m, 1920 x 1200 @ 35m
Signal Type	DVI-D	Line level 1v peak - peak	DVI-D
Power Consumption	-	-	DC 9v, 800mA
Housing	Plastic	Plastic	Metal
Dimensions	20(H) x 40(W) x 50(D) mm	18(H) x 20(W) x 90(D) mm	29(H) x 113(W) x 62(D) mm

HDMI Products

HDMI (High Definition Multimedia Interface) was introduced c2004 and was a major step forward in AV signal transmission as it not only offers superior digital video, but also incorporates the audio signal as well.



◦ HDMI over Cat5e/6

Utilising cost effective and readily available Cat5e/6 cable, these units allow extended distances to be quickly covered between AV source and display devices. The configuration is normally in the form of a transmit unit and receive unit. Ideal for digital signage applications.

Mini HDMI Extender System:

Mini HDMI to Cat-x converter, perfect for HDMI expansion / digital signage whilst minimising the use of expensive HDMI cables.

Normally used in conjunction with a **ET-HC0101-R** Cat-x to HDMI receiver (right).

- **ET-HC0101-T** - Transmitter



Specifications:

Model:	ET-HC0101-T:	ET-HC0101-R:
Description	Mini HDMI Cat-X transmitter	Mini HDMI Cat-X receiver
AV Inputs	HDMI x 1	RJ-45 x 1
AV Remote Outputs	RJ-45 x 1	HDMI x 1
Resolution & Extension	480p @ 80m, 1080i / 720p @ 60m / 1080p @ 30m	480p @ 80m, 1080i / 720p @ 60m / 1080p @ 30m
Power	DC 5v	DC 5v
Dimensions	21(H) x 69(W) x 39(D) mm	21(H) x 69(W) x 39(D) mm

The use of low skew Cat-X cable is recommended for best performance.



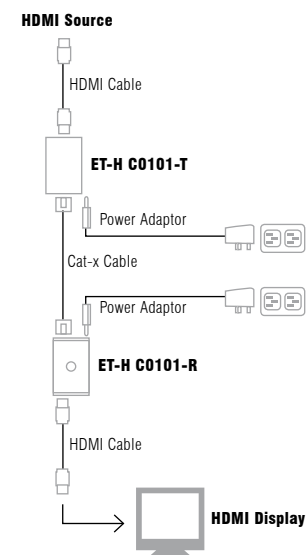
- Incredibly compact sized units

Mini Cat-x to HDMI converter, which is normally used with the **ET-HC0101-T** transmitter (left). However, it is also compatible with other Databay HDMI transmitters shown opposite. The receiver has built-in EQ to allow fine tuning of the video image.

- **ET-HC0101-R** - Receiver



Typical Configuration:



◦ HDMI Cat-X Expander

Capable of expanding high quality HDMI sources to multiple displays, these HDMI Expanders provide a complete solution whether splitting, switching or extending.

Users can switch HDMI sources from up to four different devices such as DVD player, satellite receiver, digital recording device, digital set-top box, advanced gaming console and any other high definition source equipped with HDMI/DVI outputs.

Features:

- User-controlled HDMI switching from up to four different sources
- Easy selection via infrared remote control or front panel buttons
- Auto-scan function to cycle all connecting devices at user-defined intervals if required
- Splitting HDMI video and audio to up to 16 high definition displays
- Extending up to 30m through Cat-X cable to a ET-HC0101-R Mini HDMI Cat-X Receiver (sold separately)
- Rack-mount kit included
- Supports 1080p resolution
- Compliant with HDMI 1.2
- Built-in 8 level EQ adjustment to fine-tune image quality

- **EP-HC0408** - 4 x 8 Cat-x HDMI expander / selector



- **EP-HC0416** - 4 x 16 Cat-x HDMI expander / selector



Specifications:

Model:	EP-HC0408:	EP-HC0416:
Description	4 x 8 Cat-X HDMI expander	4 x 16 Cat-X HDMI expander
Source Inputs	HDMI x 4	HDMI x 4
Local Output	HDMI x 1	HDMI x 1
Extension Outputs	RJ-45 x 8	RJ-45 x 16
Select Method	Auto-switching / Front panel button / Remote control	Auto-switching / Front panel button / Remote control
Resolution	Up to 1080p	Up to 1080p
Supported Signal	HDMI 1.2 / DVI	HDMI 1.2 / DVI
Extension Distance	30m (with ET-HC0101-R) @ 1080p	30m (with ET-HC0101-R) @ 1080p
Signal Adjustment	8 level electronics	8 level electronics
Housing	Metal	Metal
Dimensions	45(H) x 438(W) x 181(D) mm	45(H) x 438(W) x 181(D) mm




o HDMI Expander System

By using a combination of Databay HDMI transmitters and transceivers, HDMI signals can be expanded via Cat5e/Cat6 cable, with almost unlimited capacity, making them ideal for high quality video distribution.

Features:

- Almost unlimited cascading capacity
- Local HDMI outputs
- Compliant with HDMI 1.2 & DVI 1.0
- Compatible with 480p, 720i, 720p, 1080i & 1080p
- Built-in EQ for improved image quality

Typical Configurations:



Transmitter:

One-port transmitter with local HDMI port for a monitor if required. The unit includes a HDMI cable to connect to the HDMI source.

Output is then via Cat5e/Cat6 cable to further transceivers.

- **HDMI-E102T** - transmitter



Transceivers:

Consisting of an RJ-45 Cat-x input from a transmitter or transceiver, a local HDMI output and an onward RJ-45 Cat-x connectivity to further devices. Models are available as 1, 4 or 8 RJ-45 output port versions.

- **HDMI-E102TR** - 1 port transceiver



The recommended receivers for use with the 4 & 8 port transceivers below are the ET-HC0101-R (pg14) or HDMI-HR (pg17).

- **HDMI-E104C** - 4 port transceiver



- **HDMI-E108C** - 8 port transceiver



Specifications:

Model:	HDMI-E102T:	HDMI-E102TR:	HDMI-E104C & HDMI-E108C:
Description	One-port transmitter	One-port transceiver	4 & 8 port transceivers
AV Inputs	HDMI female x 1	RJ-45 x 1	HDMI female x 1
AV Outputs	HDMI female x 1, RJ-45 x 1	HDMI female x 1, RJ-45 link out x 1	HDMI female x 1, RJ-45 HDMI out x (HDMI-E104C:4 / HDMI-E108C:8), RJ-45 link out x 1
Max Distance & Resolution	480p with each cascading length < 80m, 720/1080i with each cascading length < 70m, 1080p with each cascading length < 30m		
Video Control	EQ x 1	EQ x 1	EQ x 1
Signal Type	HDMI	HDMI	HDMI
Power Consumption	5v DC, 750mA	5v DC, 750mA	HDMI-E104C: 5v DC, 1.8A / HDMI-E108C: 5v DC, 2.5A
Housing	Metal	Metal	Metal
Dimensions	29(H) x 113(W) x 62(D) mm	29(H) x 113(W) x 62(D) mm	44(H) x 240(W) x 130(D) mm

○ RJ-45/HDMI Receiver (non-powered)

Suitable as a short-range receiver (up to 10m) converting from RJ-45 to HDMI. This non-powered device plugs directly into a monitor's HDMI socket.

Note: some displays (particularly Samsung brand products) require a power source to function correctly; in this case please use the powered product below.

- **HDMI-HR** - receiver (non-powered)



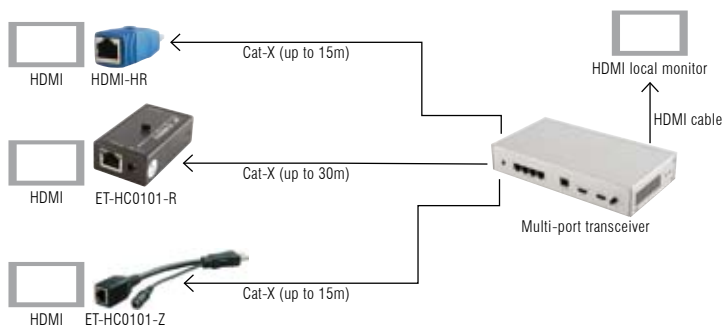
○ RJ-45/HDMI Receiver (powered)

A powered version of the above product. This is required on some brands of flat screen displays, particularly Samsung products.

- **ET-HC0101-Z** - receiver (powered)



Typical Configuration (at 1080p):



○ HDMI 4 Way Selector Switch

This 4-into-1 HDMI switch selects between four HDMI sources, providing one output. Ideal for retail stores, conference rooms, home theatre, etc. The source material is easily switched via a slimline remote control.

Features:

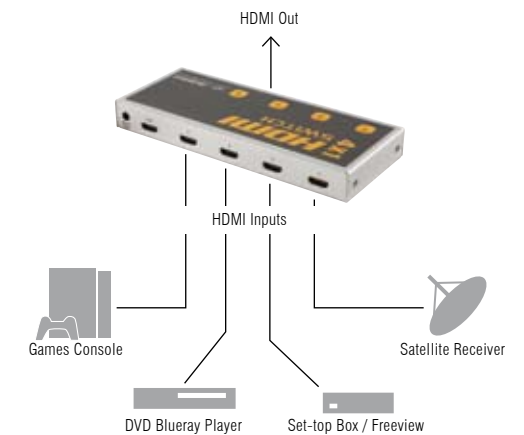
- Three switch modes - automatic, manual or remote control
- HDMI 1.3a & HDCP compliant
- Supports full 1080p HD
- Built-in EQ for fine tuning
- **SW-H00401-H** - HDMI 4 way switch



Specifications:

Model:	SW-H00401-H:
Description	4-into-1 HDMI switch
AV Inputs	HDMI x 4
AV Outputs	HDMI x 1
Resolution	480i, 480p, 720p, 1080i, 1080p
Cable Extension	20m
Remote Control Distance	10m
Power	5v DC
Dimensions	23(H) x 198(W) x 80(D) mm

Typical Configuration:





Video Distributor Amplifiers

Ideal for use in retail and audio visual installations, or any application requiring the duplication and distribution of high quality video signals.

Features high quality BNC type connectors (1~2Vpp / 75ohm) for video signal input and video signal output, plus a fixed mains lead on the rear. Optional 19" rack kits are also available.

Part Numbers:

- TD104 1 in~4 out
- TD204 1 in~8 out or 2 in~4 out
- TD408 1 in~8 out, 2 in~4 out or 4 in~2 out
- TD816 2 in~8 out, 4 in~4 out or 8 in~2 out



Audio / Video Matrix Switch Box

A simple yet effective 8 input/8 output BNC Audio and Video Matrix unit, allowing selection and allocation of separate audio and video sources.

This incredibly cost effective, 19" rack mounting unit uses simple selection switches and highly visible LED display on the front panel to show which input (audio and video) is routed to which output. Alternatively, the unit can be controlled using RS232 via Crestron, AMX or Extron systems or equivalents, via a 9pin D type connector.

Units may also be cascaded to increase the flexibility and applications of the devices using the serial connector on the rear.

- VAMS-0808 - 8 input, 8 output Audio and Video Matrix unit



To make the ordering and installation process even easier, we've developed a range of AV Faceplate Kits which are ideal for use in many system installations.

Single-Gang Faceplate Kit

- 1 x Single-gang AV faceplate (1GEIAVPLT)
- 1 x VGA cable 15m with easy route ferrule ends (VGA-FRL-15.0M)
- 2 x Twin RCA audio cables 15m (2XRCA-FE15MRDWH)
- 1 x RCA video cable 15m (RCAYELW-FREE15M)

- **VGAKIT-1G-15M** - Single-Gang Faceplate Kit



Double-Gang Faceplate Kit

- 1 x Double-gang AV faceplate (2GEIAVPLT) incorporating a 3m whiteboard USB B cable & back-to-back RJ45 socket
- 2 x VGA cable 15m with easy route ferrule ends (VGA-FRL-15.0M)
- 1 x Twin RCA audio cables 15m (2XRCA-FE15MRDWH)
- 1 x RCA video cable 15m (RCAYELW-FREE15M)

- **VGAKIT-2G-15M** - Double-Gang Faceplate Kit



Pre-terminated AV Wallbox Kit

This fully pre-terminated AV wallbox kit comes with all installation cables already internally connected, providing high speed 'plug & play' installation.


- Wallbox connections made from below for tidy, secure cable connectivity
- Wallbox features input connections for 2 x VGA, composite video, L & R RCA audio, whiteboard USB, RJ-45 and HDMI

Kit also includes:

- 2 x prewired VGA cables
- 1 x stereo 3.5mm plug-to-plug cable
- 1 x prewired USB lead
- 1 x prewired HDMI lead
- **AVWB1-10M** - 10m cable kit
- **AVWB2-15M** - 15m cable kit



- Supplied with fully terminated cable





◦ Single-Gang AV Plate

- 1 x Easy-Install, solderless VGA HD15F (VGAPCBUNITNEW)
- 4 x RCA audio sockets, – 2 x left plus 2 x right
- 1 x RCA video socket

- **1GEIAVPLT** - Single-gang AV plate



◦ Double-Gang AV Plate

- 2 x Easy-Install, solderless VGA sockets (VGAPCBUNITNEW)
- 2 x RCA audio sockets; left and right
- 1 x RCA video socket
- 1 x 3.5mm PC audio socket
- 1 x USB B Male to USB B Female 3m whiteboard flying lead
- 1 x RJ-45 back-to-back socket

- **2GEIAVPLT** - Double-gang AV plate



◦ Solderless VGA Module

For use with our range of Easy-Install VGA Cables (VGA-FRL-xxM) on page 22, this solderless VGA module can be installed into your own equipment or plate as required.

The module incorporates a HD 15-way female D-type and rear screw terminals for quick and easy installation on site. Supplied complete with a clear, easy to use wiring diagram.

- **VGAPCBUNITNEW** - Solderless VGA Module



• See pages 22 ~ 27 for a full range of AV installation cables.

Many AV installations require wall-mounted interconnection plates to allow equipment to be interfaced together as required

Quality built and designed with ease of installation in mind, our wide range of faceplates are ideal for use in most applications

Single-Gang Basic VGA Plate

- 1 x Easy-Install, solderless VGA plate HD15F with rear screw terminations.
- Ideal for use with our Easy-Install VGA cables – see page 22

• AVPLATE1 - Single-gang VGA plate



Single-Gang RCA Plate

- 2 x RCA audio sockets, left and right
- 1 x RCA composite video socket
- Solder connections at the rear

• AVPLATE2 - Single-gang AV plate



Single-Gang XLR Plate

- Solderless rear screw terminations
- Quick and easy installation
- High quality Switchcraft XLR
- Available with a male or female XLR

• 1GEIXLRM - Single-gang male XLR plate



• 1GEIXLRF - Single-gang female XLR plate



- Solderless screw-terminal rear connections



Single-Gang HDMI Plate

- HDMI connection front & rear
- Rear socket is aligned for side entry
- Designed for use with metal in-wall pattress with side knock-outs

• 1GEIHDMI - Single-gang HDMI plate



• HDMI rear connection



◦ VGA Cables

15 way Male-to-Female and Male-to-Male cables.

Part Numbers (Male-to-Female):

- TSVGALEAD0.5M/F 0.5m
- TSVGALEAD5.0M/F 5m
- TSVGALEAD15.0M/F 15m

Part Numbers (Male-to-Male):

- TSVGALEAD0.5M 0.5m
- TSVGALEAD1.0M 1m
- TSVGALEAD2.0M 2m
- TSVGALEAD3.0M 3m
- TSVGALEAD5.0M 5m
- TSVGALEAD10.0M 10m
- TSVGALEAD15.0M 15m
- TSVGALEAD20.0M 20m



◦ Low Profile Male-to-Male VGA Cable

Low Profile VGA cables are unobtrusive, yet attractively designed. Ideal for use in highly visible areas or in racks where space may be limited.

Part Numbers:

- LPVGA-M/M-1.0M 1m
- LPVGA-M/M-3.0M 3m
- LPVGA-M/M-5.0M 5m



• Low Profile VGA Moulding compared to Standard Size VGA Moulding

◦ Easy-Install VGA Cables

Easy-Install Male VGA-to-Ferrule Free ends.

Ideal for use with our range of AV Wall Faceplates or Solderless VGA modules (see pages 20 & 21), these cables allow the VGA cable to be routed through tight spaces/conduit and then quickly terminated at the faceplate without the need to solder, helping to dramatically reduce installation times. The cables consist of 3 coax cores, 5 signal wires plus a screen wire.

Part Numbers:

- VGA-FRL-1.0M 1m
- VGA-FRL-5.0M 5m
- VGA-FRL-10.0M 10m
- VGA-FRL-15.0M 15m
- VGA-FRL-20.0M 20m



◦ Premier Grade VGA Cables

Male-to-Male & Male-to-Female Premier Grade VGA Cable.

Utilising high quality, high performance cable, these premier grade blue sheathed VGA cables are suitable for use in the most demanding of applications.

Part Numbers:

- SVGAPREM2.0M/M 2m
- SVGAPREM10.0M/M 10m
- SVGAPREM15.0M/M 15m
- SVGAPREM0.5M/F 0.5m
- SVGAPREM2.0M/F 2m



◦ DVI Cables & Adaptors

DVI cables are suitable for distributing high quality video and are ideal for use with the Databay DVI equipment shown on pages 11~13.

DVI-D to DVI-D Cables:

- DVI-DVI 2M 2m
- DVI-DVI 5M 5m

DVI-A to VGA Cable:

Used to interconnect DVI-A & 15-way High Density VGA connectors. The cable has Male-to-Male orientation and is 2m in length.

- DVI-A to VGA M/M 2M 2m

DVI-A to VGA Adaptors:

- DVI to VGA F/M Adaptor DVI Female to VGA Male
- DVI to VGA M/F Adaptor DVI Male to VGA Female

- DVI-A to VGA Adaptors (Male and Female)



- DVI-D to DVI-D M/M Cable



- DVI-A to VGA Cable



◦ HDMI Cables & Adaptors

HDMI cables suitable for distributing high quality digital video and audio. These cables are ideal for use with the Databay HDMI equipment shown on pages 14~17.

Featuring gold plated connectors for improved performance, these cables are HDMI 1.3b compliant.

Part Numbers:

- HDMI1MTR 1m
- HDMI3MTR 3m
- HDMI5MTR 5m
- HDMI10MTR 10m

- HDMI ~ HDMI - cable



- HDMI ~ HDMI F/F - HDMI to HDMI coupler



◦ HDMI Cable 1.3b Category 2

These high quality certified HDMI cables are capable of 20.4Gbps and of displaying video up to 2160p.

Features:

- Fully support 480p, 720/1080i, 1080p, 1440p, WQXGA & 2160p
- Digital audio capabilities of multi-channels from 5.1, 7.1, 8.1 to 13.1
- Deep colour capability up to 16 bit (over 1 billion colours)
- HDCP compliant
- The connectors incorporate seamless EMI/RFI shielded hoods providing excellent interference rejection

Part Numbers:

- HDMI CAT2 1M 1m
- HDMI CAT2 3M 3m
- HDMI CAT2 5M 5m

- HDMI ~ HDMI - 1.3b Category 2 cable



◦ HDMI ~ DVI Cables & Adaptors

A convenient range of converter cables, allowing HDMI sources to be connected to DVI-D equipment and vice-versa.

HDMI ~ DVI Cable Part Numbers:

- HDMI-DVI 2M HDMI to DVI-D 2m
- HDMI-DVI 5M HDMI to DVI-D 5m

HDMI ~ DVI Adaptor Part Numbers:

- HDMI-DVI F/M Adaptor HDMI Female to DVI-D Male
- HDMI-DVI M/F Adaptor HDMI Male to DVI-D Female

- HDMI ~ DVI - cable



- HDMI ~ DVI F/M adaptor - HDMI to DVI adaptor



○ RCA (Phono) Pre-Made Cables

A range of RCA cables ideal for use in most AV installations and particularly suitable for use with the Clever Little Box range of faceplates.

The range includes plug-to-plug cables in 1, 2 & 3 way versions, as well as plug-to-free end cables, ready to be terminated on the rear of a faceplate.

RCA Plug-to-RCA Plug Cables

Part Number:

• 2XRCA-2XRCA0.75M	2 x RCA to 2 x RCA, Red/White	0.75m
• 2XRCAREDBLK15M	2 x RCA to 2 x RCA, Red/Black	15m
• 3XRCA-3XRCA1.5M	3 x RCA plugs to 3 x RCA plugs, Gold, Red / Yellow / Black	1.5m
• 3XRCA-3XRCA3.0M	3 x RCA plugs to 3 x RCA plugs, Gold, Red / Yellow / Black	3m
• 3XRCA-3XRCA5.0M	3 x RCA plugs to 3 x RCA plugs, Gold, Red / Yellow / Black	5m
• 3XRCA-3XRCA10M	3 x RCA plugs to 3 x RCA plugs, Gold, Red / Yellow / Black	10m
• 3XRCA-3XRCA15M	3 x RCA plugs to 3 x RCA plugs, Gold, Red / Yellow / Black	15m
• 3XRCA-RYW0.75M	3 x RCA plugs to 3 x RCA plugs, Red / Yellow / White	0.75m
• 3XRCA-RYW1.5M	3 x RCA plugs to 3 x RCA plugs, Red / Yellow / White	1.5m
• 3XRCA-RYW2.0M	3 x RCA plugs to 3 x RCA plugs, Red / Yellow / White	2m
• 3XRCA-3XRCA10M	3 x RCA plugs to 3 x RCA plugs, Red / Yellow / White	10m
• 3XRCA-3XRCA15M	3 x RCA plugs to 3 x RCA plugs, Red / Yellow / White	15m

Plug-to-Free End RCA Cables

Part Number:

• 2XRCA-FE10MRDWH	2 x RCA (1 red / 1 white) to Free End	10m
• 2XRCA-FE15MRDWH	2 x RCA (1 red / 1 white) to Free End	15m
• RCAYELW-FREE10M	1 x RCA (yellow) to Free End	10m
• RCAYELW-FREE15M	1 x RCA (yellow) to Free End	15m



○ 3.5mm Pre-Made Cables

A range of 3.5mm plug cables, ideal for use with most AV installations and particularly suitable for the Clever Little Box range of quality faceplates.

Normally used to carry PC audio, the range includes plug-to-plug ends, plug-to-ferrule ends and plug-to-free end cables, ready to be terminated on the rear of a faceplate.

Part Numbers:

3.5mm stereo plug-to-plug lead

• 3.5STRLEAD3.0M	3m
• 3.5STRLEAD5.0M	5m
• 3.5STRLEAD15M	15m

3.5mm stereo plug-to-bootlace ferrule lead

• 3.5STRLD-FRL10M	10m
• 3.5STRLD-FRL15M	15m

High quality 3.5mm stereo plug-to-free end

• 35HR07884X	2m
--------------	----

High quality 3.5mm stereo plug-to-plug lead

• 35HR07235X	1.8m
--------------	------



◦ USB Extender Kit

Used to simply but effectively extend a USB 1.1 signal beyond the normal 5m limit. Supplied as a transmitter & receiver kit, the two devices are linked via user supplied Cat5e cable up to a maximum of 30m.

- USBEXKIT



◦ Interactive Whiteboard USB Cable

USB 'B' panel mount Male to USB 'B' cable Female - 3m

- USB-BML-BFMPN3M



◦ Mains Cords

A selection of standard 5A fused Mains Cords to suit most AV installations.

Part Numbers:

- CCC600 UK wall plug (5A fused) to IEC Female (0.75mm²) 1.9m
- CCC280 UK wall plug (5A fused) to IEC Female (1.0mm²) 5m
- CCC001 IEC extension lead – Male to Female (0.75mm²) 2m



Installation Cables


We stock a wide range of installation cables ideal for use in professional AV and PA installations, including the high quality WEST PENN WIRE range from the USA, as well as a variety of other cables commonly used in AV installation.

Part Number:


• RG59	RG59/U Co-axial Cable, black sheath	100m reel
• URM70	URM 70 75ohm Co-axial Cable, black sheath	100m reel
• 5XRG179LSFGREY	5 Core RG179 Co-axial Cable - low smoke fume, grey sheath	100m reel
• 16-2-2C	16/0.2mm 2 Core screened to DEF-STAN 61-12, black sheath	100m reel
• 3182Y	2 Core cable, 0.75mm sq (24/0.2mm) 6A rated, black sheath	100m reel
• 3183Y	3 Core cable, 0.75mm sq (24/0.2mm) 6A rated, black sheath	100m reel
• 224-1000*	West Penn Twin Twisted Speaker Cable (approx 0.9mm ²)	305m box
• 225-1000*	West Penn Twin Twisted Speaker Cable (approx 1.25mm ²)	305m box
• 226-1000*	West Penn Twin Twisted Speaker Cable (approx 2.0mm ²)	305m box
• 291-1000*	West Penn Twisted Pair Shielded Microphone Cable (approx 0.5mm ²)	305m box
• 293-1000*	West Penn Twisted Pair Shielded Microphone Cable (approx 1mm ²)	305m box
• 357-1000*	West Penn 2 x Twisted Pair Mic Cable (approx 0.35mm ²)	305m box
• 7987R	Belden Cat-X Low Skew Cable (ideal for use with Databay range)	305m box




• RG59




• URM70




• 5XRG179LSFGREY




• 16-2-2C



• 3182Y



• 3183Y



• 7987R

Unified Housing Connectors

This range of connectors provides excellent installation flexibility by offering a range of connector types in a unified housing.

VGA (HD15)

- EHHD15MM Back to Back, Male/Male Connector
- EHHD15FF Back to Back, Female/Female Connector
- EHHD15MF Back to Back, Male/Female Connector



3.5mm Part Number:

- EH35MMSSC 3.5mm Stereo Socket Rear Solder Connection



RCA Part Number:

- EHRCA2X Back-to-Back RCA Connector



USB:

- EHUSBABBPKG USB A to B Connector
- EHUSBBABPKG USB B to A Connector



S-Video Part Number:

- EHSVHS2X Back-to-Back S-Video Connector



o IEC Re-Wireable Connectors

We've all encountered the frustration of trying to wire up a re-wireable IEC connector on site; you either lose the contacts that drop out all too easily, struggle to correctly locate the bare wire under the screw terminal, or the cable clamp goes missing.

Help is at hand! These are without doubt the most user-friendly, re-wireable IEC connectors around; an absolute joy to use.

Part Numbers:

- **4732.0000** Re-wireable IEC Male Easy-Install design
- **4782.0000** Re-wireable IEC Female Easy-Install design



o VGA Gender Changers o XLR Connectors

15 way HD VGA gender changers and portsavers which so often prove invaluable in an installer's toolbox.

Part Numbers:

- **GEN/SLIM/15/HDF** VGA HD 15 way D type, Female-to-Female gender changer
- **GEN/SLIM/15/HDM** VGA HD 15 way D type, Male-to-Male gender changer
- **GEN/SLIM15/HDM/F** VGA HD 15 way D type, Male-to-Female Port Saver



Are you using cable XLRs comprising of maybe four component parts to assemble (and lose!)?

These TWO piece XLRs from Switchcraft USA have revolutionised the installation market. Tests have shown that the time taken to assemble these XLRs can be reduced by as much as 60% when compared to other brands.

The metal handle versions are particularly robust as well as being aesthetically pleasing and, combined with the very attractive price tag, make for an unbeatable solution.

Part Numbers:

- **AAA3F** 3 Pole female cable XLR, robust metal handle, Easy-Install design
- **AAA3M** 3 Pole male cable XLR, robust metal handle, Easy-Install design
- **AAA3FP** 3 Pole female cable XLR, black plastic handle, Easy-Install design
- **AAA3MP** 3 Pole male cable XLR, black plastic handle, Easy-Install design



o Miscellaneous Connectors

We stock a vast range of connectors and cables, so if you haven't seen what you require, please do not hesitate to contact us.



Custom Products

We understand that not every project is 'standard' or that to set your company apart you may wish to customise items with your company logo; maybe you require a special configuration on a faceplate?

The following are just a few examples of how the capability and flexibility of our specialist bespoke service has already benefitted many of our key AV integration customers...

Please do not hesitate to contact us with any bespoke requirements you may have.

- Would you like us to hold buffer stocks ready for immediate dispatch?

Our modern, on-site warehouse facilities consistently hold approximately £1 million worth of stock to supply the UK audio visual market. We would be very happy to discuss holding buffer stock to ensure your specific product requirements can be met for immediate delivery.




- Do you need bespoke cables produced to your spec?

Our project management service also allows for full consultation/design/manufacture of bespoke cable assemblies to meet the specific requirements of your installations or products. We have consistently surprised many customers with our ability to provide an alternative cable/connector solution to provide both significant cost savings and faster, easier installation.



- Would you like your company logo on your connectivity products?

Many of our products can also be supplied printed with your company branding as required. This can provide both a professional finish to your installations and also allow for telephone/web contact details to be included for future business opportunities.



- Do you use over 100 pieces of any faceplate or kit of parts and need it customising?

We will provide faceplates/kits to your own specification, straight from the pack and ready to install without any 'remanufacture' requirements from your own installers/engineers.



- Would it be more convenient to have all your cables in one loom?

Many of the UK's leading manufacturers and AV integrators benefit from bespoke-built full cable looms from CIE-Group, ensuring fast, efficient and tidy project results.



Installation Advice & Information

DataBay Signal Distribution Products

The DataBay range of AV signal distribution equipment is capable of high quality results. This guide is intended to help achieve optimum performance from the equipment by following simple guidelines and good installation practice.


Cable:

The DataBay product range distributes the AV signals via various cable types. As with any installation, the type and quality of cable can have a dramatic effect on the resultant performance. For example, a CCTV system may be installed with all manner of RG59 cable, but the resultant differences in image quality from best to worst can be huge.

Where a DataBay system is extended via Cat5e / Cat6 cable, we strongly recommend the use of a Low Skew cable. Skew is a measurement (normally in nanoseconds) that measures the time delay between the first and last signal arrival in different twisted pairs. If the time difference is too large, image quality can be affected, possibly manifesting itself in bright vertical lines, ghosting, colour smudging or worst case, no image at all. Low Skew in video terms is cable with Skew rates lower than 15nS per 100m.

The following Cat-X cables should all perform well:

Belden 7987R
Belden 1700A
Canford 31-953
Mohawk M58813



Environmental issues:

The area surrounding an installation can also have an impact on its performance. In particular electrical noise from mains cables, fluorescent lighting or electric motors / installations, etc, could result in interference being induced into the AV cabling system and affecting its performance.

The same applies to airborne radio frequency interference.

Common sense and good installation practice should minimise these effects through careful cable routing, avoiding mains cables or other areas of potential interference. In areas of high susceptibility, it would be sensible to use low skew screened cables.

Display resolutions & refresh rates:

Higher display resolutions and video refresh rates all require higher bandwidths and data rates. The result of the greater demands on the cable is, consequently, reduced achievable distances.

For example:

A display running a resolution of 480p may happily work across a 100m link; the same infrastructure running a display @ 1080p may only achieve 30m.

FAQ

Q. What is Low Skew Cat-X cable?

A. Skew is a measurement (normally in nanoseconds) which measures signal delays between different twisted pairs in a cable. Low Skew in video terms is cable with Skew rates lower than 15nS per 100m.

Q. Can I extend the distances further than specified?

A. This could be possible by:

- Reducing the display resolutions
- Using better quality Cat-X cable (low skew, shielded)
- Using better quality video cables (e.g. Cat2 HDMI cable)

Q. I'm only using a 5 metre Cat-X link cable between the transmitter and receiver, but I cannot get a picture...

A. This can occur when using short cables of maybe 5 or 10 metres with receivers that are optimised to function over much longer distances e.g. 300m. In this case either use a slightly longer Cat-X cable or use a different receiver.

Q. I'm using a short range HDMI non-powered receiver (p/n HDMI-HR), but cannot see an image; why?

A. Some flat panel monitors use a slightly non-standard input which requires power at the HDMI input socket to function correctly. Some Samsung and Goodmans monitors are known to suffer from this issue (there may be others). However, the problem can be easily overcome by using our p/n ET-HC0101-Z (see page 17), in place of the non-powered HDMI-HR.

Q. If I 'mix' transmitters and receivers of different distance capabilities (e.g. AVE-301T 300m and the receiver from the AVE-M180TR 180m), what is the maximum distance achievable?

A. In all such cases you are limited to the distance of the shortest device (in this case 180m).

Q. How many levels of cascading can be achieved on HDMI?

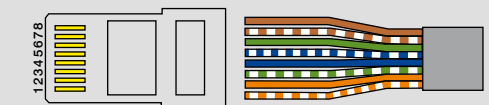
A. Normally two is recommended, although at lower resolutions and with good quality cables further cascading may be perfectly possible.

Q. Can I use stranded Cat-X patch cord?

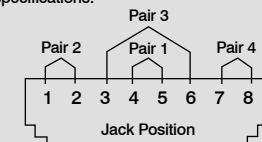
A. Stranded Cat-X cable is not recommended – use solid installation Cat-X cable for best results.

Q. How should I wire the Cat-X cable?

A. The cable should be terminated to EIA 568B specifications.



EIA 568B specifications:



The EIA/TIA definition of 568B in the pin assignment is (1) orange white, (2) orange, (3) green white, (4) blue, (5) blue white, (6) green, (7) brown white, and (8) brown

Hints & Tips

When commissioning a DataBay system the following tips could help speed up the process and ensure a trouble-free installation:

Pre-Installation:

Undertake a full site survey. In addition to standard practice, take particular note of accurate cable lengths required, makes/models of the monitors to be connected and take into account any potential environmental factors that could cause interference. It is also preferential to have all devices powered from the same electrical phase and with common grounding.

Wherever possible, bench test your proposed system set-up at your facility before proceeding to site. Use interconnecting cables as they will be used on site, i.e. the same cable types and lengths.

During Installation:

Follow the user manuals to assist the installation process.

Firstly, if the first transmitter in the link has a local monitor output, then connect up a monitor to this port to confirm that the transmitter is receiving a valid signal. Use the EQ control (if available) on the transmitter to obtain the optimum picture quality. You can then proceed to setting up the receiver end.

Set-up the system by starting with the lowest video resolution outputs from the video source and establishing a working link. You can then increase the display resolutions in stages to ensure full system compatibility. Ensure the monitor is capable of displaying at the desired resolutions and refresh rates.

Most devices should function correctly with the EQ set to AUTO. However, if this does not give satisfactory results, then the EQ can be set manually. Please note that in manual mode the changes may not be instantaneous and may lag by a second or two. Therefore, adjust the EQ in small stages at a time and check the result on screen.

If a monitor does not appear to be displaying video, check the obvious things like power(!) correct source mode selected (e.g. HDMI, VGA, S-Video) and for correctly engaged connectors. If this fails, completely power down the monitor (not just standby) and then re-apply the power.



The following cables (available on page 8) enable the AVE-300 series VGA transmitters and receivers to be converted to transmit Component Video or Composite Video. Below is more detailed information regarding the use and connection of these cables.

o Component Video:

HD15F-YCBCR70 - Source Cable

Comprising of a high density 15 way female 'D' type connector to 5 x RCA (Phono) plugs. Cable length 0.7m. This cable is used in conjunction with the 'monitor cable' shown below.

The RCA connectors are used to connect to the source player in the following configuration:



Plug Colour:	Cable Colour:	Player Connection:
Red	Red	Component Video – Red Connector
Green	Green	Component Video – Green Connector
Blue	Blue	Component Video – Blue Connector
White	Black	Audio – Left
Red	Black	Audio – Right

The 'D' type connector is then connected to the VGA input port of a AVE-300 series transmitter.

HD15M-YCBCR180 - Monitor Cable

Comprising of a high density 15 way male 'D' type connector and 3.5mm plug to 5 x RCA (Phono) plugs. Cable length 1.8m. This cable is used in conjunction with the 'source cable' shown above.

The RCA connectors are used to connect to the monitor in the following configuration:



Plug Colour:	Cable Colour:	Monitor Connection:
Red	Red	Component Video – Red Connector
Green	Green	Component Video – Green Connector
Blue	Blue	Component Video – Blue Connector
White	Black	Audio In – Left
Red	Black	Audio In – Right

The 'D' type connector is then connected to the VGA output port of an AVE-300 series receiver.

The 3.5mm plug is connected to the audio output port of the AVE-300 series receiver.

o Composite Video:

HD15F-S3RCA70 - Source Cable

Comprising of a high density 15 way female 'D' type connector to 3 x RCA (Phono) plugs & an S-Video Mini-Din plug. Cable length 0.7m. This cable is used in conjunction with the 'monitor cable' shown below.

The RCA connectors are used to connect to the source player in the following configuration:



Plug Colour:	Cable Colour:	Player Connection:
Yellow	Black	Composite Video Out
White	Black	Audio Out – Left
Red	Black	Audio Out – Right

Alternatively, the S-Video Mini-Din plug could be used in place of the Yellow RCA plug.

The 'D' type connector is then connected to the VGA input port of an AVE-300 series transmitter.

HD15M-S3RCA180 - Monitor Cable

Comprising of a high density 15 way male 'D' type connector and 3.5mm plug to 3 x RCA (Phono) plugs & an S-Video Mini-Din plug. Cable length 1.8m. This cable is used in conjunction with the 'source cable' shown above.

The RCA connectors are used to connect to the monitor in the following configuration:



Plug Colour:	Cable Colour:	Function:
Yellow	Black	Composite Video In
White	Black	Audio In – Left
Red	Black	Audio In – Right

Note: If the video source is via S-Video then replace the Yellow RCA connector with the S-Video plug.

The 'D' type connector is then connected the VGA output port of an AVE-300 series receiver.

The 3.5mm plug is connected to the audio output port of the AVE-300 series receiver.

SP-H00104-0B 4 Port HDMI Splitter

This simple but high quality, cost effective HDMI splitter is the latest addition to the new Databay AV distribution product range.

Featuring single HDMI input and four HDMI outputs, this unit provides fast and effective, multi-display output from high definition video/audio sources such as satellite, HD and DVD signals.

Features:

- Conforms to HDMI 1.3 specifications
- Fully HDCP 1.1 compliant
- Compatible with all HDMI equipped devices and HDCP-enabled HDTV devices
- Maximum distance 30m
- Supports high resolution input:

PC: VGA, SVGA, VGA, SXGA and UXGA
HDTV: 480i, 576i, 480p, 576p, 1080i and 1080p

Specifications:

Model:	SP-H00104-0B:
Description	4 port HDMI splitter
Source Inputs	HDMI x 1
Extension Output	HDMI x 4
Display	4 x Output Device LED, 1 x Power
Video Bandwidth	2.25g single link
EDID Emulation	Yes
Power Supply	DC 5v, 2.6A
Operating Temperature	0 ~ 50°C
Housing	Metal
Dimension	23(H) x 149(W) x 64(D) mm
Weight	0.28kg

SP-H00104-0B - Front



SP-H00104-0B - Rear



Typical Configuration:



Part Number Index

Part Number:	Description:	Page No:
16-2-2C	2 Core screened Cable	27
1GEIAVPLT	Single-gang AV Plate	20
1GEIHDMI	Single-gang HDMI Plate	21
1GEIXLRF	Single-gang Female XLR Plate	21
1GEIXLRM	Single-gang Male XLR Plate	21
2GEIAVPLT	Double-gang AV Plate	20
2XRCA-FExxx	2 x RCA Cables	25
2xx-1000*	Twisted Pair Cable	27
3.5STRxxx	3.5mm Jack Cables	25
35HR07xxx	High Quality 3.5mm Jack Cables	25
3XRCA-xxx	3 x RCA Cables	25
4732.0000	IEC Male Easy-Install Connector	29
4782.0000	IEC Female Easy-Install Connector	29
5XRG179LSFGREY	5 Core RG179 Co-axial Cable	27
7987R	Belden Cat-X Low Skew Cable	27
AAA3xxx	XLR Easy-Install Connectors	29
AVE-301R	VGA over Cat-X 1 port Receiver	7
AVE-301T	VGA over Cat-X 1 port Transmitter	6
AVE-304T	VGA over Cat-X 4 port Transmitter	6
AVE-304TR	VGA over Cat-X 4 port Transceiver	7
AVE-308T	VGA over Cat-X 8 port Transmitter	6
AVE-308TR	VGA over Cat-X 8 port Transceiver	7
AVE-316T	VGA over Cat-X 16 port Transmitter	6
AVE-M180TR	VGA+Audio Mini Extender Kit	9
AVPLATE1	Single-gang VGA Plate	21
AVPLATE2	Single-gang AV Plate	21
AVWB1-10M	Pre-terminated AV Wallbox Kit (10m)	19
AVWB2-15M	Pre-terminated AV Wallbox Kit (15m)	19
CCCxxx	IEC Mains Cables	26
DVI-DVI 2M / 5M	DVI~DVI Adaptors	23
DVI-E101R	Long-range DVI Receiver	13

Part Number:	Description:	Page No:
DVI-E101T	DVI over Cat-X 1 port Transmitter	12
DVI-E102T	DVI over Cat-X 1 port Transmitter	12
DVI-E102TR	DVI over Cat-X 1 port Transceiver	12
DVItoVGAxxx	DVI~VGA Adaptors	23
DVS-102C	DVI 2 port Splitter	11
DVS-104C	DVI 4 port Splitter	11
DVS-108C	DVI 8 port Splitter	11
DVS-AR	Audio Receiver	13
DVS-DR	Short-range DVI Receiver	13
EH35MMSSC	Switchcraft Unified 3.5mm Connectors	28
EHHD15xx	Switchcraft Unified VGA Connectors	28
EHRCA2X	Switchcraft Unified RCA Connectors	28
EHSVHS2X	Switchcraft Unified S-Video Connectors	28
EHUSBxxx	Switchcraft Unified USB Connectors	28
EP-HC0408	HDMI Cat-X 4 x 8 Expander	15
EP-HC0416	HDMI Cat-X 4 x 8 Expander	15
ET-HC0101-R	HDMI over Cat-X Receiver	14
ET-HC0101-T	HDMI over Cat-X Transmitter	14
ET-HC010-Z	RJ45/HDMI Receiver (powered)	17
HD15F-S3RCA70	Composite Source Cable	8
HD15F-YCBCR70	Component Source Cable	8
HD15M-S3RCA180	Composite Monitor Cable	8
HD15M-YCBCR180	Component Monitor Cable	8
HDMI CATxxx	HDMI 1.3b Category 2 Cables	24
HDMI-DVIxx	HDMI~DVI-D Cables	24
HDMI-DVIxxx Adaptor	HDMI~DVI Adaptors	24
HDMI-E102T	HDMI 1 port Transmitter	16
HDMI-E102TR	HDMI 1 port Transceiver	16
HDMI-E104C	HDMI 4 port Transceiver	16
HDMI-E108C	HDMI 8 port Transceiver	16
HDMI-HR	RJ45/HDMI Receiver	17

Part Number:	Description:	Page No:
HDMIxMTR	HDMI Cables	24
LPVGA-M/M-xxx	Low Profile VGA Cables	22
RCAYELW-FREE	1 x RCA Cables	25
RG59	RG59/U Co-axial Cable	27
SP-H00104-0B	4 Port HDMI Splitter	
SV-102	2 in, 1 out VGA Switch	5
SVGAPREMxxx	Premier Grade VGA Cables	22
SW-H00401-H	HDMI 4-way Switch	17
TD104	1 in, 4 out Video Distributor Amplifier	18
TD204	2 in, 4 out Video Distributor Amplifier	18
TD408	1 in, 8 out Video Distributor Amplifier	18
TD816	2 in, 8 out Video Distributor Amplifier	18
TSVGALEADxxx	VGA Cables	22
URM70	URM 70 75ohm Co-axial Cable	27
USB-BML-BFMPN3M	Interactive Whiteboard USB Cable	26
USBEXKIT	USB Extender Kit	26
VAMS-0808	8 in, 8 out Audio/Video Matrix	18
VDE-300T/R	Touch Screen VGA Extender Kit	10
VGA-FRL-xxx	Easy-Install VGA Cables	22
VGAKIT-1G-15M	Single-gang Faceplate Kit	19
VGAKIT-2G-15M	Double-gang Faceplate Kit	19
VGAPCBUNITNEW	Solderless VGA Module	20
VS-201H	1 in, 2 out VGA Splitter	4
VS-401H	1 in, 4 out VGA Splitter	4
VS-801H	1 in, 8 out VGA Splitter	4



T: 0115 9770075 F: 0115 9770081 E: info@cie-group.com W: www.cie-group.com
CIE-Group Widdowson Close Blenheim Industrial Estate Bulwell Nottingham NG6 8WB



This Brochure is
Fully Recyclable 


cie-group
integrated system solutions