

**C5-G3x**

**3 pole | normally open contact | plug-in Faston**

<b>Maximum contact load</b>	<b>16 A/400 V AC-1</b>	<b>1.2 A/110 V DC-1</b>
	<b>16 A/30 V DC-1</b>	<b>0.4 A/220 V DC-1</b>

**Contacts**

Material	Standard	Code 0	AgNi
	Optional	Code 5	AgSnO <sub>2</sub>
Rated Load	16 A		
Switch-on current max. (20 ms)	40 A		
Switching voltage max.	400 V		
AC load (Fig 1)	4 kVA		
DC load	see Fig. 2		

**Coil**

Coil resistance	see table; tolerance ± 10 %
Pick-up voltage	≤ 0.8 x U <sub>N</sub>
Release voltage	≥ 0.1 x U <sub>N</sub>
Nominal power	2.4 VA (AC)/1.6 W (DC)

**Coil table**

V AC	Ω	mA	VDC	Ω	mA
24	65	100	12	90	133
48	286	50	24	373	66
115	1K7	21	48	1K4	34
230	6K8	10	110	7K6	15
400	18K8	6	220	30K3	7.5

**Insulation**

	Volt rms / 1 min
Contact open	2000 V
Contact/contact	4 kV
Contact/coil	4 kV
Insulation resistance at 500 V	≥ 3 GΩ
Insulation, IEC 61810-1	4 kV

**Specifications**

Ambient temperature operation/storage	-40...60 °C / -40 ... 80 °C (no ice)
Pick-up time/bounce time	20 ms/≤ 3 ms
Release time/bounce time	10 ms/≤ 1 ms
Mechanical life ops	AC: 10 Mill./DC: 20 Mill.
DC voltage endurance at rated load	≥100 000 switching cycles
Switching frequency at rated load	≤ 1200/h
Weight	95 g

**Product References**

**V AC 50 Hz/60 Hz: 24, 48, 115, (120), 230, (240)**

**LED**

**RC Suppressor (max 250 V)**

**C5-G30/AC ... V**  
**C5-G30X/AC ... V**  
**C5-G30R/AC ... V**

**C5-G35/AC ... V**  
**C5-G35X/AC ... V**  
**C5-G35R/AC ... V**

**VDC 12, 24, 48, 110, 220**

**LED**

**Free wheeling diode**

**Polarity and free wheeling diode**

**C5-G30/DC ... V**  
**C5-G30X/DC ... V**  
**C5-G30DX/DC ... V**  
**C5-G30FX/DC ... V**

**C5-G35/DC ... V**  
**C5-G35X/DC ... V**  
**C5-G35DX/DC ... V**  
**C5-G35FX/DC ... V**

**AC/DC bridge rectifier 24 V, 48 V, 60 V**

Other voltages on request

**C5-G30BX/UC ... V**

**C5-G35BX/UC ... V**

"..." List Coil Voltage to complete Product References

**Accessories** (See also Section Sockets)

Socket:


Wall Mounting Adapter:

Blanking Plug:

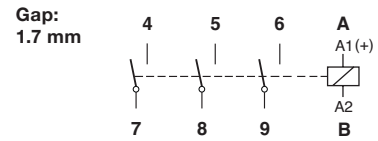
**S5-M, S5-P**

**S5-R (BAG 5 PCS)**

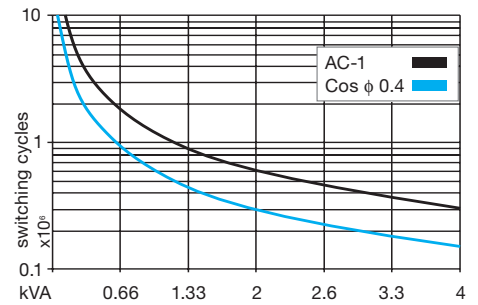
**SO-NP (BAG 10 PCS)**



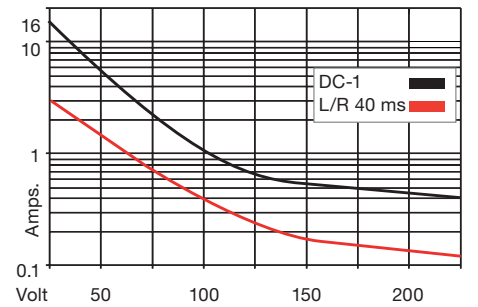
**Connection diagram**



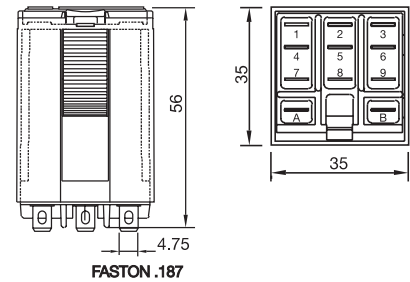
**Fig.1 AC voltage endurance**



**Fig. 2 DC load limit curve**



**Dimensions**



**Technical approvals, conformities**



IEC/EN 61810; IEC/EN 60947