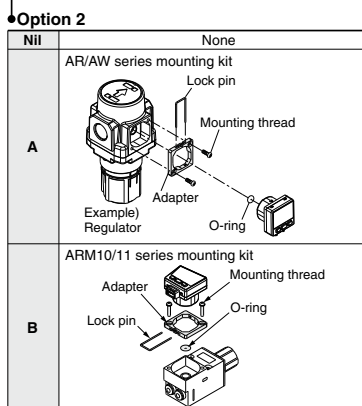
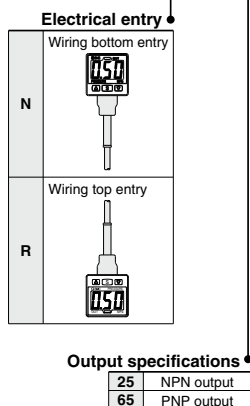


# Digital Pressure Switch (Built-in Regulator Type) **ISE35 Series**



## How to Order


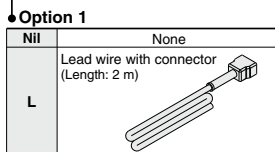
ISE35 - **N** - **25** - **M** **L** □



**Unit specifications**

<b>Nil</b>	With unit conversion function <small>Note 1)</small>
<b>M</b>	Fixed SI unit <small>Note 2)</small>
<b>P</b>	Pressure unit: psi (Initial value), with unit conversion function <small>Note 1)</small>

Note 1) Under the New Measurement Law, sales of switches with the unit switching function have not been allowed for use in Japan.  
Note 2) Fixed unit: MPa



## Option/Part No.

When optional parts are required separately, use the following part numbers to place an order.

Name	Part No.	Note
Lead wire with connector	ZS-32-A	Length: 2 m (With rubber cover)
Mounting option	ZS-32-C	For ISE35-□-A (AR/AW series) Mounting thread (M3 x 7L, 2 pcs.), adapter, lock pin, O-ring are attached
Mounting option	ZS-32-D	For ISE35-□-B (ARM10/11 series) Mounting thread (M3 x 13, 2 pcs.), adapter, lock pin, O-ring are attached

## Applicable series

Product series that this product can be installed in.

Product series	Model
F.R.L. combination	AC20/AC25/AC30/AC50/AC55/AC60
	AC20A/AC30A/AC40A/AC50A/AC60A
	AC20B/AC25B/AC30B/AC50B/AC55B/AC60B
	AC20C/AC25C/AC30C/AC40C
Regulator	AC20D/AC30D/AC40D
Filter regulator	AR20 (K) /AR25 (K) /AR30 (K) /AR40 (K) /AR50 (K) /AR55 (K) /AR60 (K)
Mist separator regulator	AW20 (K) /AW30 (K) /AW40 (K) /AW60 (K)
Micro mist separator regulator	AWM20/AWM30/AWM40
Compact manifold regulator	AWD20/AWD30/AWD40
Direct precision operated regulator	ARM10/ARM11
	ARP20 (K) /ARP30 (K) /ARP40 (P)

Refer to pages 11 and 12 for Pressure Switch Precautions. For details about the Specific Product Precautions, refer to the Operation Manual on the SMC website, <http://www.smcworld.com> Click [here](#) for details.

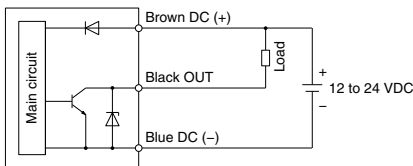
## Specifications

Model		ISE35
Rated pressure range		0 to 1 MPa
Display/setting pressure range		-0.1 to 1 MPa
Withstand pressure		1.5 MPa
Minimum display/setting unit		0.01 MPa
Applicable fluid		Air, Non-corrosive gas, Non-flammable gas
Power supply voltage		12 to 24 VDC $\pm 10\%$ , Ripple (p-p) 10% or less (With power supply polarity protection)
Current consumption		55 mA or less (at no load)
Switch output		NPN or PNP open collector output: 1 output
Switch output	Max. load current	80 mA
	Max. applied voltage	30 V (With NPN output)
	Residual voltage	1 V or less (With load current of 80 mA)
	Response time	1 s (0.25, 0.5, 2, 3s selections)
Short circuit protection		Yes
Repeatability		$\pm 1\%$ F.S.
Hysteresis	Hysteresis mode	Adjustable (can be set from 0)
	Window comparator mode	
Display		3-digit, 7-segment indicator, 2-color display (Red/Green) A switch can be operated simultaneously.
Display accuracy		$\pm 2\%$ F.S. $\pm 1$ digit (at 25°C $\pm 3^\circ\text{C}$ ambient temperature)
Indicator light		Lights up when output is turned ON. (Green)
Environment	Enclosure	IP40
	Operating temperature range	-5 to 50°C (No freezing or condensation)
Lead wire with connector (Option: L)		Oil resistance vinyl cabtyre cable 3 core $\phi 3.4$ 2 m Sectional area of conductor: 0.2 mm <sup>2</sup> (AWG25) Outside diameter of insulator: 1.16 mm
Weight		Approx. 14 g (Body only) Approx. 38 g (Including lead wire with connector)
Standard		CE, UL/CSA (E216656) RoHS

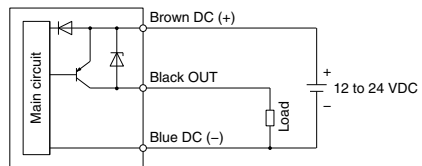
ZSE20  
ISE20  
ZSE30  
ISE30  
ZSE40  
ISE40  
ZSE10  
ISE10  
ISE70  
ZSE80  
ISE80  
PS  
ISA3  
ISA2  
ISE35  
PSE  
IS  
ISG  
ZSM1

## Internal Circuits and Wiring Examples

### -25 NPN (1 output)

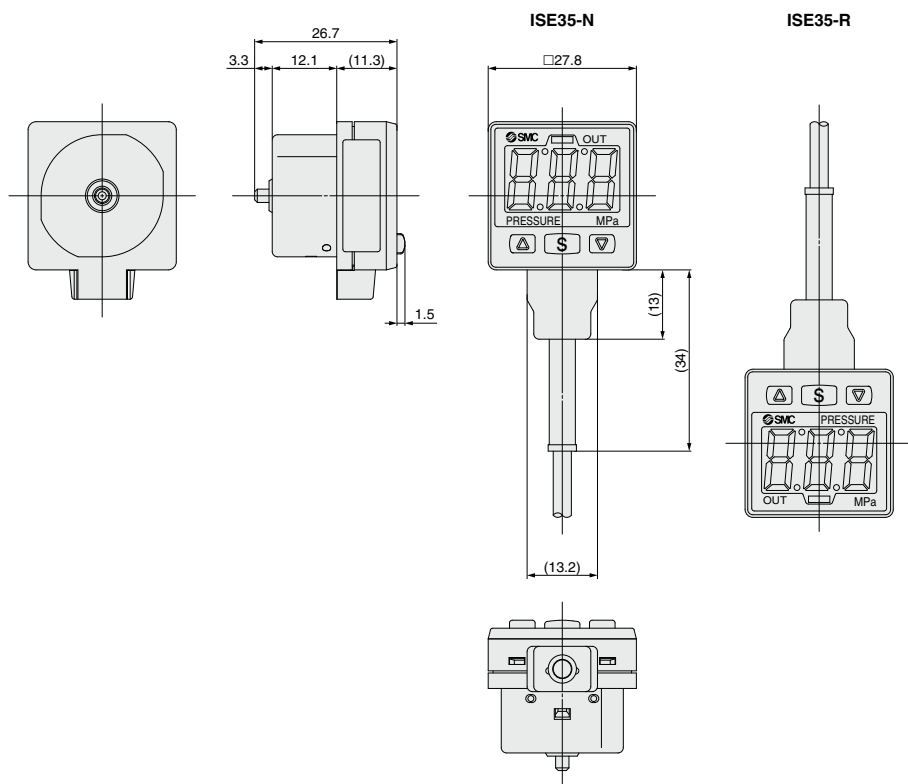


### -65 PNP (1 output)



# ISE35 Series

## Dimensions



## Lead wire with connector ZS-32-A

