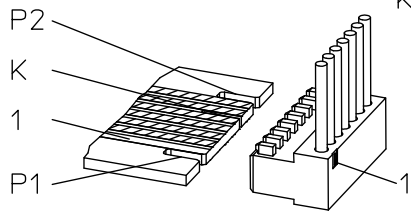


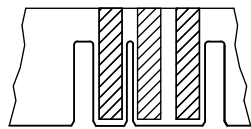
P1 + P2 = positioning / Positionierung

K = keying rib between chamber / Kodiersteg zwischen Kammer

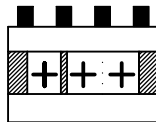


mating direction / Steckrichtung

number of contacts /  
Polzahl : 3

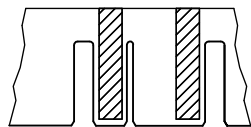


P1 K P2

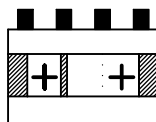


1 2 3

number of contacts /  
Polzahl : 2



P1 K P2

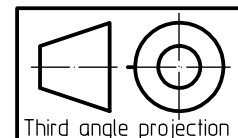


1 2 3

P1: yes / ja

P2: yes / ja

K: 1/2



Third angle projection

The reproduction, distribution and utilization of this document as well as the communication of its contents to others without explicit authorization is prohibited. Offenders will be held liable for the payment of damages. All rights reserved in the event of the grant of a patent, utility model or design.

strictly confidential

no updating service  
for this drawing /  
Zeichnung unterliegt nicht  
dem Änderungsdienst

Tol.



Scale

XXX

Material

Rev.	Number	Date	Name
1	190409	20.04.12	peder

Date	Name
drawn 14.08.02	dol
checked 26.04.12	kse
State freigegeben	



Lumberg Connect GmbH  
Im Gewerbepark 2  
D-58579 Schalksmühle

Keyingplan

Kodierplan

Dwg. No.  
**35 10P03K06**

Page

1

Old No.

Use

of 1