


Connection of 2 ASi networks via 2 internal 4I/4O modules

Easy data exchange between 2 ASi networks via the internal 2 ASi modules

High protection class IP65



Article no. BWU1280

The ASi/ASi Coupler provides the easiest solution to exchange data between two PLCs via ASi.

In big applications with more than one ASi network there is often a need to exchange data between two ASi networks, e. g. to report the process status. This problem was solved in the past with the help of 2 normal ASi 4I/4O Modules, with the inputs of one ASi module connected to the outputs of the other ASi module. With the use of the ASi/ASi Coupler to solve this problem the installation costs as well as the components costs can be reduced. The ASi/ASi coupler consists of two 4I/4O ASi modules in one housing. The outputs of one ASi module are connected to re-

spective inputs of the other ASi module and vice versa (ASi output data bit 0 of the first ASi module with ASi input data bit 0 of the second ASi module and vice versa, etc.).

There is a galvanic isolation between both ASi networks.

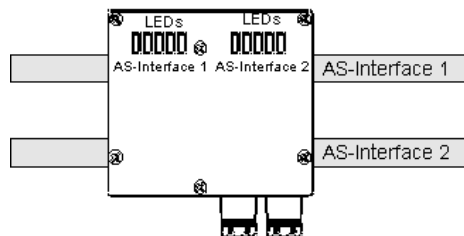
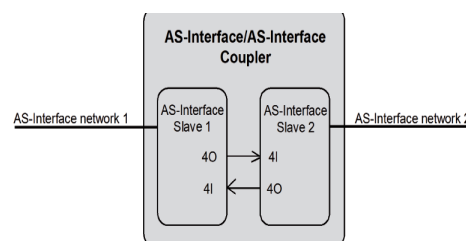
Each ASi module has got 5 LEDs, 4 LEDs for the 4 outputs and one power LED. Furthermore each ASi module has got an address socket.

As long as one of both ASi modules does not exchange data the other ASi module reads on each input a 0 as default.

Technical data

Article no.	BWU1280
Interfaces	ASi circuit 1 and 2
IO-Code (ASi module 1 and 2)	7 _{hex}
ID-Code (ASi module 1 and 2)	F _{hex}
ID1-Code (ASi module 1 and 2)	F _{hex}
ID2-Code (ASi module 1 and 2)	E _{hex}
LEDs for ASi module 1 and 2	
2x 4 LEDs yellow	output 1 up to output 4
2x LED green/red (PWR/FAULT)	ASi voltage/Communication error
2x address sockets	for ASi module 1 and ASi module 2
Operating current	< 80 mA per ASi module
Operating voltage	30 V (18 ... 31.6 V)
Voltage of insulation	≥ 500 V
EMC directions	EN 50 082, EN 50 081
Ambient operating temperature	0°C ... +55°C
Storage temperature	-25°C ... +85°C
Pollution degree	2
Housing	housing for DIN-rail mounting
Dimensions (L, W, H)	90 mm, 80 mm, 70 mm
Protection category (DIN 40 050)	housing IP65
Tolerable loading referring to humidity	according to EN 61131-2

AS-i connections via yellow AS-i cable



Accessories:

- ASi-5/ASi-3 Address Programming Device (art. no. BW4708)