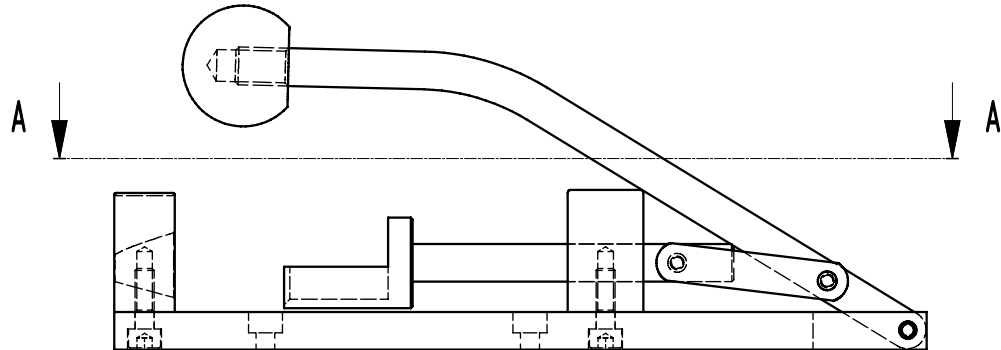
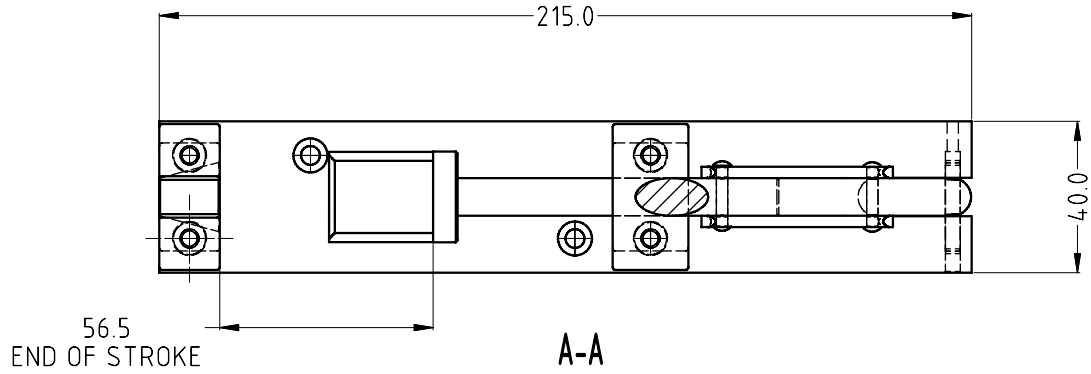
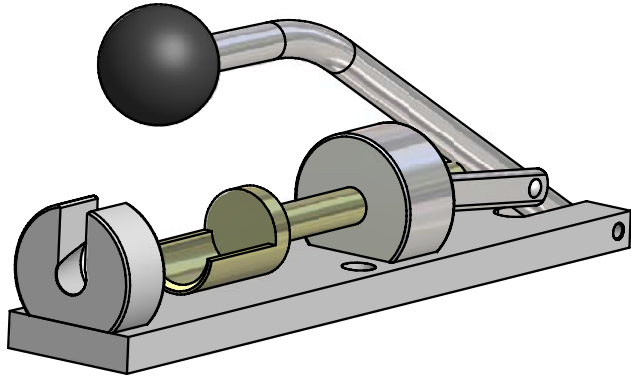


REVISION HISTORY				
REV	DESCRIPTION	BY	DATE	CHG No
1	RESTRUCTURE BOM	T.N	03/04/09	8815



**CUSTOMER DWG**

UNLESS OTHERWISE SPECIFIED TOLERANCE TO BE		THIS DOCUMENT IS THE PROPERTY OF AMPHENOL AUSTRALIA PTY LTD.. NO PART THEREOF MAY BE REPRODUCED AND USED WITHOUT THE PRIOR WRITTEN CONSENT OF THE OWNER			0	FIRST ISSUE	T.N	10/24/2002	---
LINEAR	ANGULAR	CAD FILE: 52930002704210			REV.	CHANGE DETAILS	BY	DATE	CHG/No
X ± 0.5	X° ± 1	DRN:	T.N	DATE:10/24/2002	TITLE:		AC LINE SERIES		
X,X ± 0.1	X°X° ± 30'	MATL:	CKD:	P.M	DATE:05/05/03	ASSY TOOL		Amphenol	
X,XX ± 0.05	X°X°X° ± 15'	DO NOT SCALE	FINISH:	U.O.S	DATE:05/05/03	T2860		Amphenol Australia Pty.Ltd, 2 Fireways Blvd, Keysborough, Vic3173	
BREAK ALL SHARP EDGES AND REMOVE ALL BURRS		THIRD ANGLE PROJECTION			SCALE:	1:2	PART No:	T2860	SIZE: A4
DIMENSIONS IN MILIMETRES		SCALE: 1:2			DRAWING NO.		52930002-704-2		SHEET
					T2860				2/2