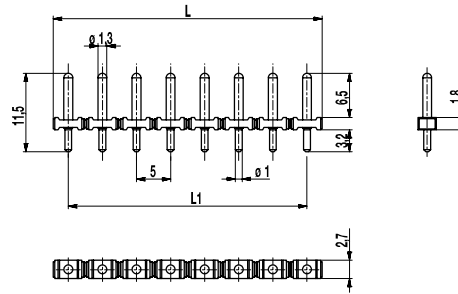

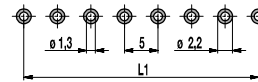


# 971-SLR-THR

Pin strip for THR  
Soldering area  $\varnothing$  1 mm; plug-in area  $\varnothing$  1,3 mm



### PCB LAYOUT



$L1 = (\text{No. of poles} - 1) \times \text{pitch}$   
Solder paste thickness: 0,15 - 0,2 mm  
Solder pad diameter:  $\varnothing$  2,2 mm

### GENERAL INFORMATION

Pitch	5 mm
No. of poles	2 - 12
Usable with	plug connectors of series 115-F, 950-FL-DS, 950-TFL-DS, 950-NAF-DS, 950-GFL-DS, 950-NLFL-DS, 950-RFL-DS, 970-FBW-FU(-DS)

### TECHNICAL DATA

Overvoltage Category	III	III	II
Pollution Severity Level	3	2	2
Rated Voltage	250 V	320 V	630 V
Rated Impulse Voltage	4 kV	4 kV	4 kV
Rated Insulation Voltage	250 V acc. to EN 60998-1		
Rated Current	10 A		
Soldering process	Wave solder & reflow solder		
Hole in PCB	$\varnothing$ 1,3 mm		
PCB thickness	Wave solder max. 1,6 mm; reflow solder 1,6 - 3,2 mm		

### APPROVALS

	Current [A]	Voltage [V]	Group	AWG	[Nm]
	10 [1]	300	B		
	10	300	B		

### MATERIAL

Moulding	PA HT, black, V-0
Comparative Tracking Index	CTI $\geq$ 600
Insulating Group	I
Temperature Range	-40°C up to 120°C; reflow solder temperature peak max. 255°C acc. to DIN EN 61760-1
Solder pin	$\varnothing$ 1,3 mm (plug-in area) / $\varnothing$ 1,0 mm (soldering area); tin plated brass

### OPTIONS / ACCESSORIES

- Other plug pin lengths on request
- Other solder pin surfaces on request

[1] Above headers with 1.0 or 1.1 mm dia. pins are rated 12A max. with manufacturer's Cat. No. 120-W-111 terminal blocks. Above headers with 1.1 mm or 1.3 mm dia. pins are rated 12A max. with 115-F-111, 115-F-211 and 115-F-118 terminal blocks.

### CONFIGURATIONS

Poles	Part number	Article number	Length (L)	Packaging	PU	Tape Width	Tape Height
2	971-SLR-THR/02	12.893.801	9,50 mm	Box	1000		
3	971-SLR-THR/03	13.893.801	14,50 mm	Box	500		
4	971-SLR-THR/04	14.893.801	19,50 mm	Box	500		
5	971-SLR-THR/05	15.893.801	24,50 mm	Box	250		
6	971-SLR-THR/06	16.893.801	29,50 mm	Box	250		
2	971-SLR-THR/02-T&R	12.893.801.A00	9,50 mm	Tape-on-Reel	500	32 mm	15,9 mm
3	971-SLR-THR/03-T&R	13.893.801.A00	14,50 mm	Tape-on-Reel	500	32 mm	15,9 mm
4	971-SLR-THR/04-T&R	14.893.801.A00	19,50 mm	Tape-on-Reel	500	56 mm	15,9 mm
6	971-SLR-THR/06-T&R	16.893.801.A00	29,50 mm	Tape-on-Reel	500	56 mm	15,9 mm

further number of poles on request

