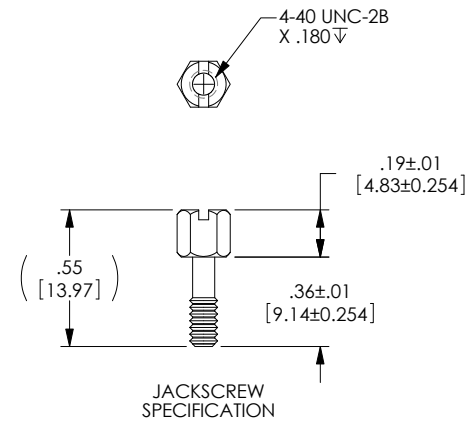
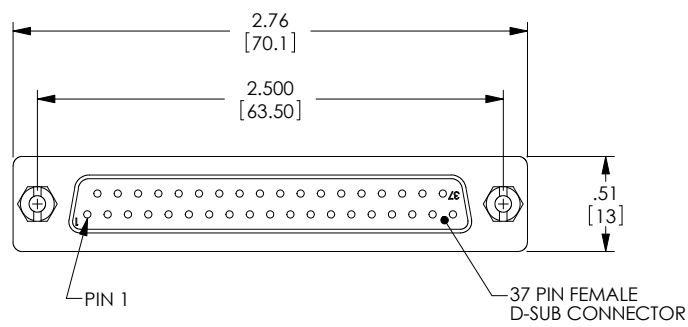
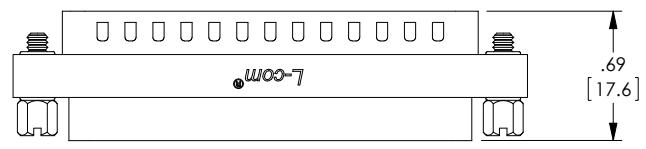
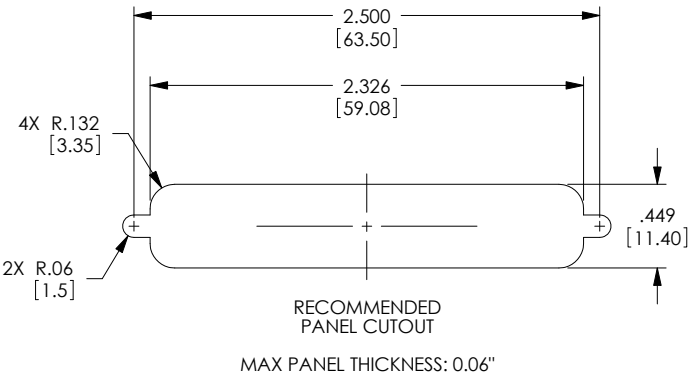


THE INFORMATION CONTAINED IN THIS DRAWING IS THE SOLE PROPERTY OF L-COM, INC. ANY REPRODUCTIONS IN PART OR WHOLE WITHOUT THE WRITTEN PERMISSION OF L-COM, INC. IS PROHIBITED.

REVISIONS			
REV	DESCRIPTION	DATE	CHANGED BY
A	DRAWING REPLACES DGFC37MF-001	6/25/14	D.FRISIELLO



**SPECIFICATIONS:**

**MATERIALS:**

SHELL: COLD ROLLED STEEL  
 CONTACTS: BRASS  
 INSULATOR: PBT UL94-V0 RATED

**FINISH:**

SHELL: TIN PLATED  
 CONTACT: GOLD FLASH

**ELECTRICAL:**

CONTACT CURRENT RATING: 5.0 AMP MAX  
 OPERATING VOLT: 100 VDC  
 INSULATION RESISTANCE: 500 MΩ @100 VDC  
 DIELECTRIC WITHSTAND: 500 VDC, 1 MINUTE  
 INDIVIDUAL CAPACITANCE ON EACH PIN: 820pF

**APPLICATION NOTES:**

ALL PINS WIRED STRAIGHT THROUGH  
 ALL- METAL HOUSING PROVIDES 100% SHIELDING

**LABELING:**

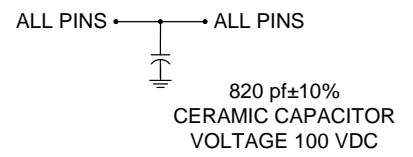
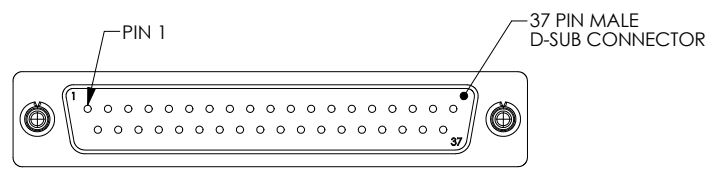
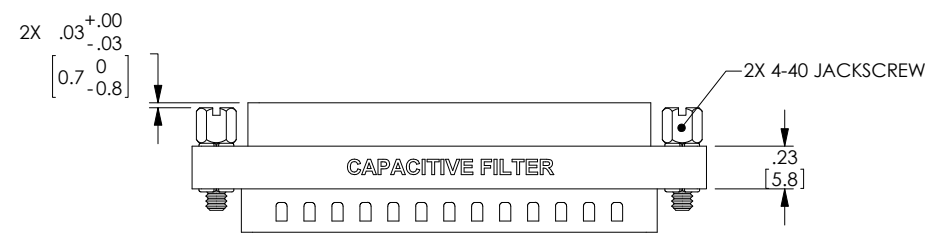
PANTONE 2945 BLUE, "L-COM" FONT MyriaMM ITALIC.  
 "CAPACITIVE FILTER" FONT ARIAL BOLD, TEXT HEIGHTS: .085"  
 TEXT COLOR: WHITE.

**MISCELLANEOUS:**

COMPONENT SHALL BE TESTED FOR CONTINUITY.  
 COMPONENT SHALL BE INDIVIDUALLY PACKAGED IN ACCORDANCE WITH L-COM SPECIFICATION PS-0031.

**REGULATORY COMPLIANCE:**

CE2011/65/EU(ROHS DIRECTIVE)



UNLESS OTHERWISE SPECIFIED, DIMENSIONS ARE IN INCHES (mm)  
 OVERALL CABLE LENGTH TOLERANCE:  
 ≤12 (305) ±.01 (25) / 0  
 >12 (305) ≤60 (1524) = +.010 / -0  
 >60 (1524) ≤120 (3048) = +.012 / -0  
 >120 (3048) ≤300 (7620) = +.015 / -0  
 >300 (7620) = +.02 / -0  
 ALL OTHER DIMENSIONAL TOLERANCES:  
 X = ±.2 (5.08)  
 XX = ±.02 (5.1)  
 XXX = ±.005 (1.3)  
 PROJECTION

APPROVALS	DATE
DRAWN BY R. CARREK	09/28/2002
CHECKED BY T. CLARK	09/28/2002
APPROVED BY D. PARHAM	09/28/02

		45 BEECHWOOD DRIVE NORTH ANDOVER, MA 01845	
CATEGORY D-SUBMINIATURE			
PRODUCT DESCRIPTION ADPT, DB37M/F CAP FILTER			
SIZE <b>B</b>	FSCM NO. <b>43321</b>	DWG. NO. <b>DGFC37MF</b>	REV. <b>A</b>
SCALE: 2:1		CAD FILE: DGFC37MF.SLDORW	
			SHEET 1 OF 1