

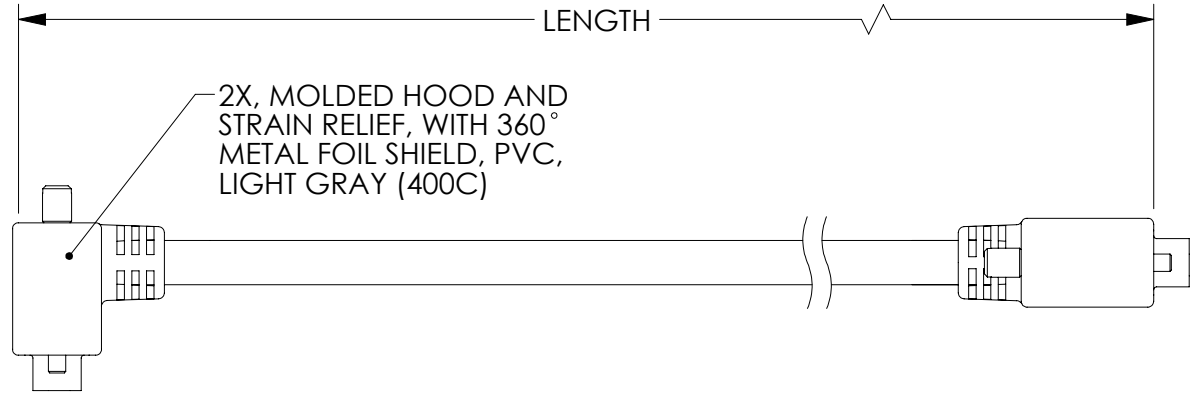
THE INFORMATION CONTAINED IN THIS DRAWING IS THE SOLE PROPERTY OF L-COM, INC. ANY REPRODUCTIONS IN PART OR WHOLE WITHOUT THE WRITTEN PERMISSION OF L-COM, INC. IS PROHIBITED.

REVISIONS			
REV	DESCRIPTION	DATE	CHANGED BY
A	INITIAL RELEASE	1/15/14	D.GRIFFIN

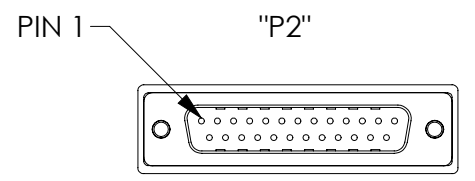
WIRING MAP		
"P1"	COLOR	"P2"
1	BLACK	1
2	BROWN	2
3	RED	3
4	ORANGE	4
5	YELLOW	5
6	GREEN	6
7	BLUE	7
8	PURPLE	8
9	GRAY	9
10	WHITE	10
11	PINK	11
12	LIGHT GREEN	12
13	BLACK / WHITE	13
14	BROWN / WHITE	14
15	RED / WHITE	15
16	ORANGE / WHITE	16
17	GREEN / WHITE	17
18	BLUE / WHITE	18
19	PURPLE / WHITE	19
20	RED / BLACK	20
21	ORANGE / BLACK	21
22	YELLOW / BLACK	22
23	GREEN / BLACK	23
24	GRAY / BLACK	24
25	PINK / BLACK	25
SHELL	DRAIN WIRE	SHELL



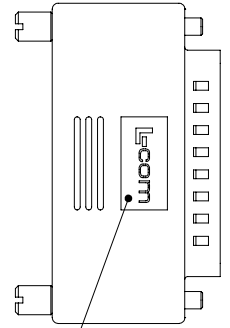
4X, 4-40 UNC-2A THUMBSCREW



2X, MOLDED HOOD AND STRAIN RELIEF, WITH 360° METAL FOIL SHIELD, PVC, LIGHT GRAY (400C)



2X, DB25 MALE CONNECTOR



L-COM LOGO THIS SIDE ONLY



U.L. STYLE 2464
25 COND., 26AWG STRANDED TINNED COPPER WITH ALUM/POLY FOIL SHIELD AND DRAIN WIRE JACKET: PVC, LIGHT GRAY, (PANTONE 400C)

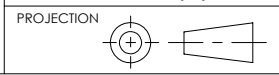
L-COM LOGO BOTH SIDES

MODEL NUMBER	LENGTH FEET [METERS]
CSMNRA25-3MM-1	1.0 [.31]
CSMNRA25-3MM-2.5	2.5 [.76]
CSMNRA25-3MM-5	5.0 [1.52]
CSMNRA25-3MM-10	10.0 [3.05]
CSMNRA25-3MM-15	15.0 [4.57]
CSMNRA25-3MM-25	25.0 [7.62]

- NOTES:**
- CABLE ASSEMBLY SHALL BE TESTED FOR CONTINUITY.
 - CABLE ASSEMBLY SHALL BE INDIVIDUALLY PACKAGED IN ACCORDANCE WITH L-COM SPECIFICATION PS-0031.

REGULATORY COMPLIANCE:
CE2011/65/EU (RoHS DIRECTIVE)

UNLESS OTHERWISE SPECIFIED, DIMENSIONS ARE IN INCHES [mm]
OVERALL CABLE LENGTH TOLERANCE:
≤12 [305] = +1 [25] / -0
>12 [305] ≤60 [1524] = +2[51] / -0
>60 [1524] ≤120 [3048] = +4 [102] / -0
>120 [3048] ≤300 [7620] = +6 [152] / -0
>300 [7620] = +5% / -0%
ALL OTHER DIMENSIONAL TOLERANCES:
.X = ±.2 [5.08]
.XX = ±.02 [5.1]
.XXX = ±.005 [1.3]



APPROVALS	DATE
DRAWN BY D.FRISIELLO	9/13/13
CHECKED BY R.SCOTT	9/13/13
APPROVED BY S.SMITH	9/13/13

CONFIGURATION DETAILS OF UNDIMENSIONED FEATURES MAY VARY
COLOR VARIATIONS MAY OCCUR



CATEGORY D-SUBMINIATURE			
PRODUCT DESCRIPTION CA DB 25M/M STR-RA EXIT 3			
SIZE B	FSCM NO. 43321	DWG. NO. CSMNRA25-3MM	REV. A
SCALE: 1:1		CAD FILE: CSMNRA25-3MM.SLDDRW	SHEET 1 OF 1