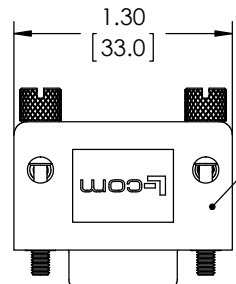


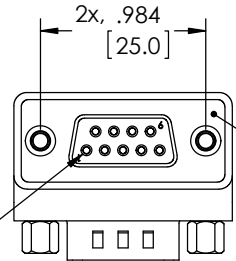
THE INFORMATION CONTAINED IN THIS DRAWING IS THE SOLE PROPERTY OF L-COM, INC. ANY REPRODUCTION IN PART OR WHOLE WITHOUT THE WRITTEN PERMISSION OF L-COM, INC. IS PROHIBITED.

REVISIONS			
REV	DESCRIPTION	DATE	APPROVED
A	INITIAL RELEASE	01/23/18	JLABOY

WIRING MAP	
"P1"	"J1"
1	1
2	2
3	3
4	4
5	5
6	6
7	7
8	8
9	9
SHELL	SHELL

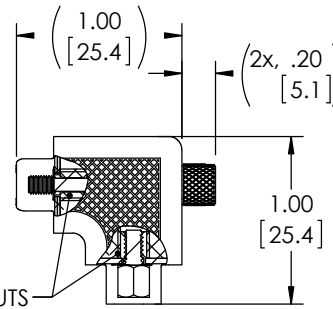


PVC MOLDED HOOD  
GRAY(PANTONE 424C)



"J1"  
DB9 FEMALE  
CONNECTOR

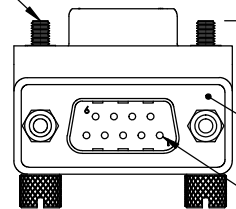
PIN 1



BACK HEX NUTS

2X #4-40 UNC-2A  
THUMBSCREW

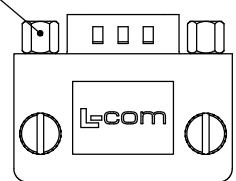
.149±.014  
[3.8±.35]



"P1"  
DB9 MALE  
CONNECTOR

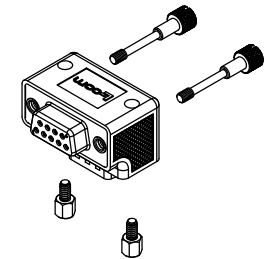
PIN 1

2X #4-40UNC-2B  
HEX STANDOFF

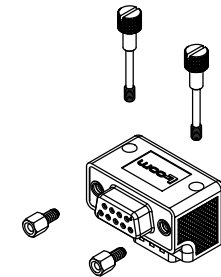


### HARDWARE CONFIGURATIONS

#### STANDARD HARDWARE CONFIGURATION



#### ALTERNATE HARDWARE CONFIGURATION



#### NOTES:

- ADAPTER SHALL BE TESTED FOR CONTINUITY.
- ADAPTER SHALL BE INDIVIDUALLY PACKAGED IN ACCORDANCE WITH L-COM SPECIFICATION PS-0031.
- PRODUCT SHIPPED IN STANDARD HARDWARE CONFIGURATION SHOWN ABOVE AND IN EXPLODED VIEW.
- OPERATING TEMPERATURE RANGE: -15 °C~+70 °C

**REGULATORY COMPLIANCE:**  
CE2011/65/EU(RoHS DIRECTIVE)

UNLESS OTHERWISE SPECIFIED, DIMENSIONS ARE IN INCHES [mm] OVERALL CABLE LENGTH TOLERANCE: ≤12 [305] = +1 [25] / -0 >12 [305] ≤60 [1524] = +2 [51] / -0 >60 [1524] ≤120 [3048] = +4 [102] / -0 >120 [3048] ≤300 [7620] = +6 [152] / -0 >300 [7620] = +5% / -0%	APPROVALS	DATE			50 HIGH STREET NORTH ANDOVER, MA 01845	
	DRAWN BY B.ZHANG	01/22/2018			CATEGORY	D-SUBMINIATURE
ALL OTHER DIMENSIONAL TOLERANCES: .X = ± .2 [5.08] .XX = ± .02 [1.51] .XXX = ±.005 [1.13]	CHECKED BY J.LABOY	01/22/2018	<b>PRODUCT DESCRIPTION</b> <b>ADPT,DB9M/F RA ORIENTATION 2</b> <b>PREMIUM VERSION</b>		<b>SIZE</b> <b>A</b>	<b>FSCM NO.</b> <b>43321</b>
	APPROVED BY B.GATES	01/22/2018				
PROJECTION 	CONFIGURATION DETAILS OF UNDIMENSIONED FEATURES MAY VARY		<b>SCALE:</b> NONE		<b>CAD FILE:</b> DG909MF2-P.SLDDRW	
	COLOR VARIATIONS MAY OCCUR		<b>REF</b>		<b>SHEET 1 OF 1</b>	