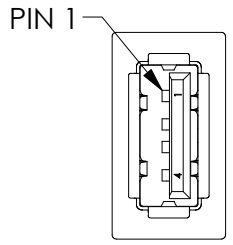
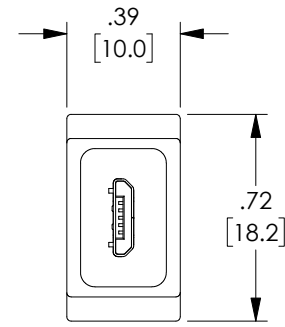
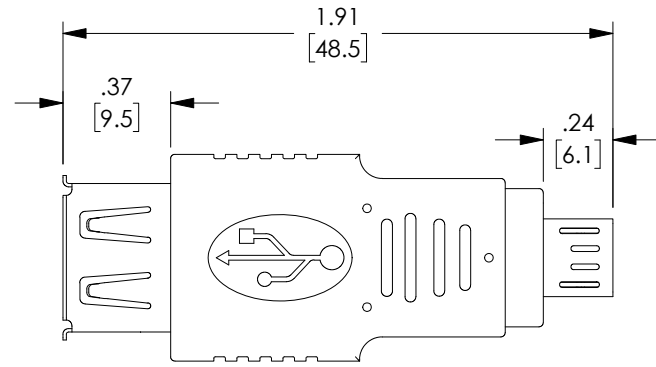


THE INFORMATION CONTAINED IN THIS DRAWING IS THE SOLE PROPERTY OF L-COM, INC. ANY REPRODUCTION IN PART OR WHOLE WITHOUT THE WRITTEN PERMISSION OF L-COM, INC. IS PROHIBITED.

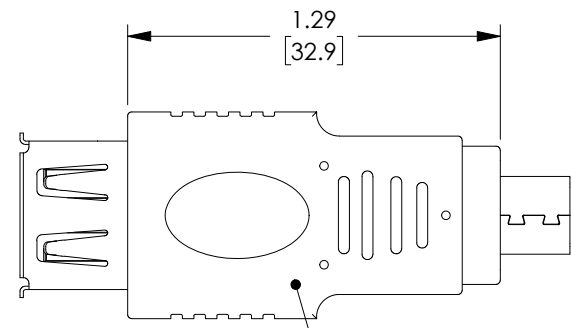
REVISIONS			
REV	DESCRIPTION	DATE	APPROVED
A	INITIAL RELEASE	07/28/2017	BGATES
B	ECN 10297: REVISED 3D MODEL, DIMENSIONS, NOTES, FORMAT	01/08/2020	MBLACKWOOD



J1
USB SERIES A
RECEPTACLE
CONNECTOR



P1
MICRO-B5 PLUG


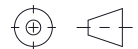


OVERMOLD
PVC, BLACK

PIN OUT	
J1	P1
1	1
2	2
3	3
4	5
SHELL	SHELL

NOTES:

- ADAPTER SHALL HAVE NO OPEN/SHORTS, MISWIRING OR INTERMITTENT FAILURES
- ADAPTER SHALL BE 100% ELECTRICALLY TESTED
- VOLTAGE TEST: DC 300V 10MS
INSULATION RESISTANCE: 5.0M OHM/MIN
CONDUCTOR RESISTANCE: 5.0M OHM/MAX.
- ADAPTER SHALL BE INDIVIDUALLY PACKAGED IN CLEAR POLY- BAG IN ACCORDANCE WITH L-COM SPEC. LSP-010-2
- ALL DIMENSIONS ARE FOR REFERENCE ONLY

UNLESS OTHERWISE SPECIFIED, DIMENSIONS ARE IN INCHES [mm] OVERALL CABLE LENGTH TOLERANCE: ≤12 [305] = +1 [25] / -0 >12 [305] ≤60 [1524] = +2 [51] / -0 >60 [1524] ≤120 [3048] = +4 [102] / -0 >120 [3048] ≤300 [7620] = +6 [152] / -0 >300 [7620] = +5% / -0 ALL OTHER DIMENSIONAL TOLERANCES: .X = ± .2 [5] FRACTIONS ± 1/32 .XX = ± .02 [.5] ANGLES ± 1° .XXX = ± .005 [.13]	APPROVALS	DATE	 an INFINITI® brand	50 High Street, West Mill, North Andover, MA 01845 USA. Phone: 1.800.341.5266 1.978.682.6936		
	DRAWN BY JYOU	07/28/2017				
	CHECKED BY BGATES	07/28/2017	CATEGORY USB			
	APPROVED BY BGATES	07/28/2017	PRODUCT DESCRIPTION USB A F TO Micro B M			
THIRD-ANGLE PROJECTION 	CONFIGURATION DETAILS OF UNDIMENSIONED FEATURES MAY VARY	COLOR VARIATIONS MAY OCCUR	SIZE A	CAGE CODE 43321	ITEM NO. U2C00011	REV. B
SCALE: NONE		CAD FILE: U2C00011.SLDDRW		SHEET 1 OF 1		