


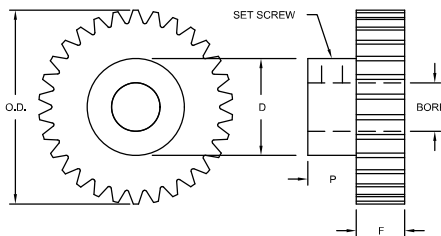
# MACHINED STEEL SENSING GEARS FOR EXCITING SENSORS



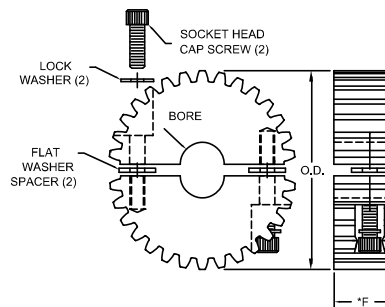
Sensing Gears are available in a variety of sizes to cover most applications where a sensor is to be used, but a suitable existing machine gear is not available. Split-type gears are convenient for use on machine drive shafts where a shaft-end is not available to mount a standard gear. Hubless gears are ideal for mounting in tight locations or when only a short shaft stub is available.

Caution: RLC's machined steel sensing gears are **NOT** to be used as driving or driven gears in a power transmission system.

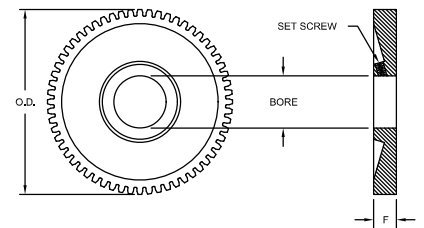
## HUB TYPE GEARS



## SPLIT GEARS



## HUBLESS GEARS



## ORDERING INFORMATION & DIMENSIONS

TYPE	NO. OF TEETH & DIAMETRICAL PITCH	STOCK BORE +0.003" -0.000"	MAX. SPL. BORE +0.003" -0.000"	O.D. ±0.003"	HUB		FACE "F" ±0.010"	RECOMMENDED TORQUE FOR SET & CAP SCREWS	RECOMMENDED MAXIMUM GEAR SPEEDS	PART NUMBER
					DIA "D" ±0.010"	PROJ "P" ±0.020"				
HUB TYPE	30 T. 16 D.P.	0.500"	1.375"	2.000"	1.625"	0.500"	0.500"	25 in. lbs.	5000 RPM	0950500
	60 T. 20 D.P.	0.375"	1.750"	3.100"	2.000"	0.500"	0.375"	25 in. lbs.	5000 RPM	0970375
	60 T. 10 D.P.	0.875"	2.250"	6.200"	2.500"	0.875"	1.000"	55 in. lbs.	5000 RPM	0910875
SPLIT GEAR	60 T. 10 D.P.	0.875"	4.250"	6.200"			*1.000"	182 in. lbs.	1500 RPM	0930875
HUBLESS	60 T. 20 D.P.	0.625"	0.870"	3.100"			0.375"	25 in. lbs.	5000 RPM	0960625
	60 T. 20 D.P.	0.875"	0.875"	3.100"			0.375"	25 in. lbs.	5000 RPM	0960875
	60 T. 12 D.P.	1.125"	1.370"	5.160"			0.656"	40 in. lbs.	5000 RPM	0941125
	60 T. 12 D.P.	1.375"	1.620"	5.160"			0.656"	40 in. lbs.	5000 RPM	0941375

\* A portion of the teeth near the cap screws are milled away. However, at least 1/4" of the teeth face width is available, allowing sensing of all teeth.

**ASSEMBLY NOTE FOR SPLIT GEARS:** When tightening the split gear halves on a shaft, it is recommended that the flat washer spacers be used to help keep the gap between halves equal.

Run-out should be checked after installation is complete. Always use the supplied lock washers when tightening the socket head cap screws. Torque these screws to 182 in. lbs.

## STANDARD SPUR GEAR DEFINITIONS, RELATIONSHIPS & FORMULA

Gear parameters are fundamentally related to their use as power transmission elements. Although these parameters are not the most convenient when using gears to excite magnetic pickups, they can be easily converted to more useful form, once the basic definitions are understood.

**PITCH DIAMETER (P.D.)** - The diameter of the circle described by the tooth-to-tooth contact point when running in mesh with the teeth of another gear. This point is roughly half way between the root (bottom) and the tip of the gear tooth. The Pitch Diameter is slightly smaller than the outside diameter of the gear.

**DIAMETRAL PITCH (D.P.)** - The number of teeth/inch of Pitch Diameter. Thus a 20 D.P. gear has 20 teeth for each inch of Pitch Diameter. A 60-tooth, 20 D.P. gear would have a pitch diameter of 3", a 60T, 10 D.P. gear has a Pitch Diameter of 6".

**PRESSURE ANGLE** - Pressure angle relates to tooth shape and strength. It has no significant effect on the operation of the gear for exciting magnetic pickups, and pickups can be used with gears of any pressure angle.

**OUTSIDE DIAMETER (O.D.)** - The outside diameter is the overall diameter of the gear to the tops of the teeth, and is used for calculating surface speed when the gear is used to excite a magnetic sensor. The O.D. can be determined from the following formula:

$$\text{Gear O.D.} = \frac{\text{Nt (No. of Teeth)} + 2}{\text{D.P. (Diametral Teeth)}}$$

**Example:** A 60T, 16 D.P. Gear has an O.D. of:

$$\text{Gear O.D.} = \frac{60 + 2}{16} = 3.875 \text{ inches}$$

**SURFACE SPEED** - The output of a magnetic pickup depends on the linear surface speed of the tops of the passing gear teeth. Surface speed is normally expressed in inches/sec. and can be calculated for a given gear as follows:

$$\text{Surface Speed in inches /sec.} = \frac{\text{RPM} \times \text{O.D.} \times \pi}{60}$$

$$\text{or; RPM} = \frac{\text{Surface Speed} \times 60}{\text{O.D.} \times \pi}$$

**Example:** What is the surface speed of the 60T, 20 D.P. Gear when running at 50 RPM? At what RPM will the 1-Volt Threshold Speed (10 inches/sec.) for the MP-62TA be realized?

$$\text{Gear O.D.} = \frac{60 + 2}{20} = 3.1"$$

$$\text{Surface Speed} = \frac{50 \times 3.1 \times \pi}{60} = 8.115 \text{ inches /sec}$$

$$\text{1-Volt Threshold RPM (@ 10 in/sec.)} = \frac{10 \times 60}{3.1 \times \pi} = 61.61 \text{ RPM}$$

**OUTPUT SIGNAL FREQUENCY** - The frequency generated by passing gear teeth is related to gear RPM and the number of gear teeth (Nt) by the following:

$$\text{Output frequency (Hz or teeth/sec.)} = \frac{\text{RPM} \times \text{Nt}}{60}$$

### LIMITED WARRANTY

(a) Red Lion Controls Inc., (the "Company") warrants that all Products shall be free from defects in material and workmanship under normal use for the period of time provided in "Statement of Warranty Periods" (available at [www.redlion.net](http://www.redlion.net)) current at the time of shipment of the Products (the "Warranty Period"). **EXCEPT FOR THE ABOVE-STATED WARRANTY, COMPANY MAKES NO WARRANTY WHATSOEVER WITH RESPECT TO THE PRODUCTS, INCLUDING ANY (A) WARRANTY OF MERCHANTABILITY; (B) WARRANTY OF FITNESS FOR A PARTICULAR PURPOSE; OR (C) WARRANTY AGAINST INFRINGEMENT OF INTELLECTUAL PROPERTY RIGHTS OF A THIRD PARTY; WHETHER EXPRESS OR IMPLIED BY LAW, COURSE OF DEALING, COURSE OF PERFORMANCE, USAGE OF TRADE OR OTHERWISE.** Customer shall be responsible for determining that a Product is suitable for Customer's use and that such use complies with any applicable local, state or federal law.

(b) The Company shall not be liable for a breach of the warranty set forth in paragraph (a) if (i) the defect is a result of Customer's failure to store, install, commission or maintain the Product according to specifications; (ii) Customer alters or repairs such Product without the prior written consent of Company.

(c) Subject to paragraph (b), with respect to any such Product during the Warranty Period, Company shall, in its sole discretion, either (i) repair or replace the Product; or (ii) credit or refund the price of Product provided that, if Company so requests, Customer shall, at Company's expense, return such Product to Company.

**(d) THE REMEDIES SET FORTH IN PARAGRAPH (c) SHALL BE THE CUSTOMER'S SOLE AND EXCLUSIVE REMEDY AND COMPANY'S ENTIRE LIABILITY FOR ANY BREACH OF THE LIMITED WARRANTY SET FORTH IN PARAGRAPH (a).**