

CHLORIDE

by ignify



Exit/Emergency

Value+

Remote lamp heads

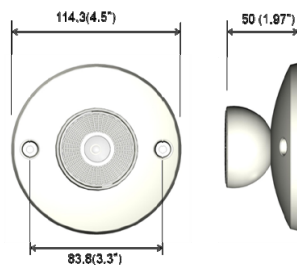


Project: _____
Location: _____
Cat.No: _____
Type: _____
Lamps: _____ Qty: _____
Notes: _____

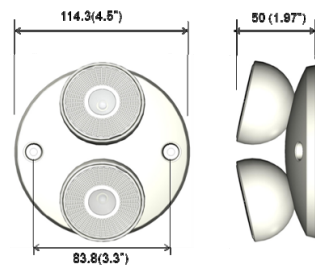
LED remote lamp heads - indoor

Model number	Voltage	Housing color	LED lamps	Application
VLL1R	3.6V	Off-white	1 - 1W	Indoor
VLL2R	3.6V	Off-white	2 - 1W	Indoor
VLT1R	3.6V	Off-white	1 - 1W	Indoor
VLT2R	3.6V	Off-white	2 - 1W	Indoor

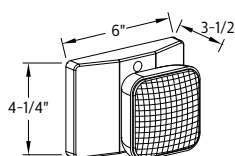
VLL1R



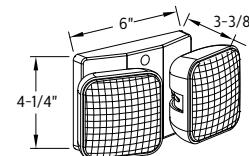
VLL2R



VLT1R



VLT2R



VLL1R/VLL2R

- Injection molded thermoplastic ABS housing
- Fully adjustable glare-free single or double remote lamp heads
- 4-1/2" diameter canopy matching round plastic mounting plate for 4" box is standard
- 3.6V - 1W LED

VLT1R/VLT2R

- Injection molded thermoplastic ABS housing
- Fully adjustable glare-free single or double remote lamp heads
- 4-1/4" x 6" canopy matching square shaped LED lamp heads is standard.
- 3.6V - 1W LED

VLL1R/VLL2R/VLT1R/VLT2R Value+ remote lamp heads

VLL1RGO/VLL2RGO

VWRHP/VW2RHP

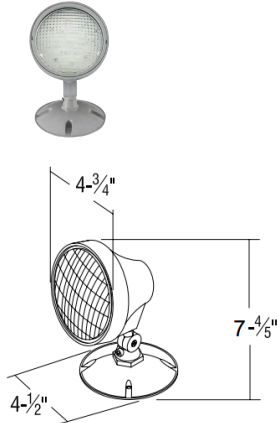
LED remote lamp heads – outdoor

Model number	Voltage	Housing color	LED lamps	Application
VLL1RGO	3.6V, 6V, 9.6V, or 12V	Gray	1 - 1W	Outdoor
VLL2RGO	3.6V, 6V, 9.6V, or 12V	Gray	2 - 1W	Outdoor

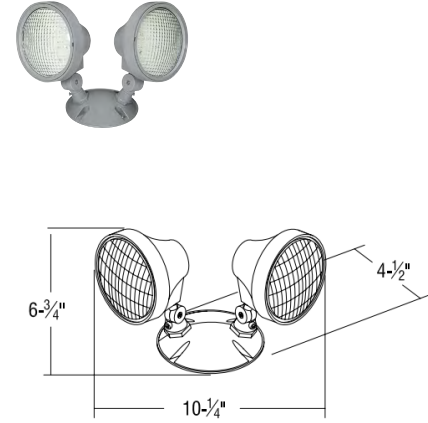
VLL1RGO/VLL2RGO

- Injection-molded thermoplastic ABS housing
- Fully adjustable glare-free single or double lamp heads
- 4-1/2" diameter canopy matching round aluminum mounting plate for 4" box standard
- 3.6V - 1W LED
- Wet location listed

VLL1RGO



VLL2RGO



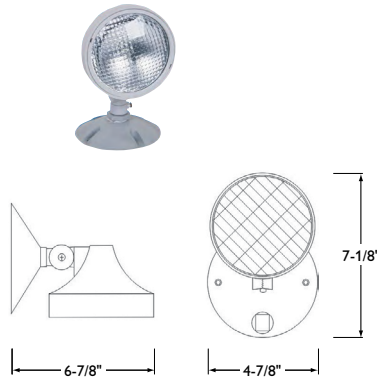
Incandescent remote lamp heads – outdoor

Model number	Voltage	Housing color	Incandescent lamps	Application
VWRHP	6V	Gray	1 - 5.4W	Outdoor
VW2RHP	6V	Gray	2 - 5.4W	Outdoor

VWRHP/VW2RHP

- Injection-molded thermoplastic ABS housing
- Fully adjustable glare-free single or double lamp heads
- 5" diameter canopy matching round aluminum mounting plate for 3" or 4" box standard
- 6V - 5.4W incandescent lamp
- Wet location listed

VWRHP



VW2RHP

