

# Day-Brite



by Signify

## Industrial

### FBX LED High bay

8,000 to 72,000 lumens



Control options available



Day-Brite / CFI LED high bay FBX provides versatility in form and function. With a range of lumen packages, optical distributions, and accessories available, this luminaire can be used in many different applications ranging from warehouses to retail outlets. SpaceWise technology is optional for additional energy savings and control.

Project: \_\_\_\_\_  
 Location: \_\_\_\_\_  
 Cat.No: \_\_\_\_\_  
 Type: \_\_\_\_\_  
 Lumens: \_\_\_\_\_ Qty: \_\_\_\_\_  
 Notes: \_\_\_\_\_

### Ordering guide

Example: FBX24LL40-UNV

Family	Lumen Package (nominal delivered)	Source	Color Temperature	Voltage	Distribution	Options
FBX		L	-	-	-	
FBX	08L 8,000 12L 12,000 16L 16,000 20L 20,000 24L 24,000 30L 30,000 36L 36,000 37L 37,000 45L 45,000 60L 60,000 72L 72,000  Other lumen packages may be ordered in increments of 1000lm	L LED	35 3500K (CRI 80) 40 4000K (CRI 80) 50 5000K (CRI 80)	UNV Universal voltage 120-277V 120 120V 208 208V 240 240V 277 277V 347 347V 480 480V	Blank General Distribution N Narrow M Medium W Wide A Aisle	WP6 <sup>3,12</sup> Wired 6' 16/3 Cord & NEMA Twist lock plug WC6 <sup>12</sup> Wired 6' 16/3 Cord WP6D <sup>3,12</sup> Wired 6' 16/3 Cord & NEMA Twist lock plug for line voltage and wired 6' purple and gray leads w/disconnect plug for dimming control WC6D <sup>12</sup> Wired 6' 16/3 Cord for line voltage and wired 6' cord for dimming control WP6/4 <sup>3,12</sup> Wired 6' 16/4 cord and NEMA twist lock plug for line voltage plus unswitched hot for EM WC6/4 <sup>12</sup> Wired 6' 16/4 cord for line voltage plus unswitched hot for EM WC6/5 <sup>12</sup> Wired 6' 18/5 cord for line voltage plus 0-10V dimming WC6/6 <sup>12</sup> Wired 6' 18/6 cord for line voltage plus unswitched hot for EM plus 0-10V dimming 50 High ambient (50°C) for SWI, 37,000lm, or 72,000lm 55 <sup>2,5</sup> High ambient (55°C) 65 <sup>2,6</sup> High ambient (65°C) LCA Clear acrylic lens LFA Frosted acrylic lens LCR Clear ribbed lens LFR Frosted ribbed lens LCP Clear polycarbonate lens SP1 Optional 10KV surge protector GLR <sup>1</sup> Fusing, fast blow SWZC <sup>7,8,9</sup> Interact Pro scalable high bay sensor with integral daylight & occupancy sensing, advanced grouping with dwell time SNH200 <sup>7,8</sup> Integral EasySense occupancy & daylight sensor, with advanced wireless grouping SWI <sup>4,7</sup> GSA & DoD approved SpaceWise wireless technology for integrated occupancy (50°C max.) <sup>4</sup> MD360 <sup>2</sup> 360° Motion detector (ON/OFF) MD360D <sup>2</sup> 360° Motion detector (ON/DIM) BSL310 EMLED Emergency battery (0°C-40°C) 24,000 lumen version maximum EMLEDC <sup>2</sup> Emergency battery (0°C - 40°C) ER100 <sup>10,11,13</sup> UL924 listed sensor bypass relay, factory installed between driver & sensor (Interact Pro compatible) ER100/HVPS <sup>10,11,13</sup> UL924 listed sensor bypass relay, factory installed between driver & sensor for 347V Power Sense (Interact Pro compatible) ER100/HVPI <sup>10,11,13</sup> UL924 listed sensor bypass relay, factory installed between driver & sensor for 347V Power Interrupt (Interact Pro compatible) GTD/E <sup>10</sup> UL924 listed Bodine GTD factory installed on driver input

- GLR fusing not available for 347V or 480V
- Not available with SWZC<sup>SH</sup>, SNH200 or SpaceWise (SWI) option
- Must specify line voltage
- Must order SWZ-REMOTE SpaceWise handheld remote with each system order
- Not available in 37,000lm or 72,000lm
- Not available in 30,000lm, 37,000lm, 60,000lm, or 72,000lm
- Not available in 60,000lm or 72,000lm
- High bay motion detector, Motion sensing zone is extremely limited if used below 15' mounting height. Consider adding LCN3120/05 battery powered sensor to the install for better coverage at lower heights.
- Must order IRT9015 Interact commissioning remote with each system order.
- Must be installed in conjunction with a UL1008 device.
- Must be ordered with an integral sensing option.
- 6' is standard cord length. For optional 10', 15', or 20' cord length, replace the "6" in the option code with the desired length.
- 24,000 lumens maximum

### Predicted L70 Lifetime

- 40°C Ambient > 100,000 hours (based upon LED manufacturer's supplied LM-80 data and in-situ laboratory testing)

### Wiring Notes

- Standard cords have 3 wires. Consult factory for other cord options.



Interact ready.

# FBX LED high bay

8,000 to 72,000 lumens

## Accessories <sup>1</sup> (order separately)

- **FBX CHAIN KIT** 54" chains & V brackets
- **FBX-GRIP5** 5' cables & V brackets
- **FBX-GRIP10** 10' cables & V brackets
- **FBX-GRIP15** 15' cables & V brackets
- **FBX-GRIP20** 20' cables & V brackets
- **FBX-PENHGR** Pendant hanger (adds 3" to height) (Not available for 36,000, 45,000, 60,000, or 72,000 lumen versions)  
**Note:** For areas where luminaires are subject to high impact (gymnasiums, etc), rigid pendant hanging is not suggested. Use hook or cable/chain assembly for mounting in these areas.
- **FBX-PENHGR4** Pendant hanger for 4' length fixtures (adds 3" to height)  
**Note:** For areas where luminaires are subject to high impact (gymnasiums, etc), rigid pendant hanging is not suggested. Use hook or cable/chain assembly for mounting in these areas.

1. Consult Signify to confirm whether specific accessories are BAA-compliant.

- **WG-FBX-2N** Wire guard for 8,000 and 12,000 lumen versions
- **WG-FBX-2W** Wire guard for 16,000, 20,000, and 24,000 lumen versions
- **WG-FBX-4** Wire guard for 36,000 and 45,000 lumen versions
- **SWZ-REMOTE** SpaceWise handheld remote for grouping and configuration
- **FBX-SLCA-2N** Clear acrylic snap lens for 08L and 12L
- **FBX-SLCA-2W** Clear acrylic snap lens for 16L, 20L, and 24L
- **FBX-SLCA-4** Clear acrylic snap lens for 36L and 45L
- **FBX-SLFA-2N** Frosted acrylic snap lens for 08L and 12L
- **FBX-SLFA-2W** Frosted acrylic snap lens for 16L, 20L, and 24L
- **FBX-SLFA-4** Frosted acrylic snap lens for 36L and 45L
- **FBX-SLCR-2N** Clear ribbed snap lens for 08L and 12L
- **FBX-SLCR-2W** Clear ribbed snap lens for 16L, 20L, and 24L
- **FBX-SLCR-4** Clear ribbed snap lens for 36L and 45L
- **FBX-SLFR-2N** Frosted ribbed snap lens for 08L and 12L
- **FBX-SLFR-2W** Frosted ribbed snap lens for 16L, 20L, and 24L
- **FBX-SLFR-4** Frosted ribbed snap lens for 36L and 45L

## Application

- This luminaire can be used to illuminate retail, cold storage, manufacturing, warehousing and many other large indoor spaces with control and precision.

## Construction/Finish

- Metal housing and reflectors provide excellent thermal transfer to extend component life.
- End holes to attach V bracket for chain or cable hanging.
- May be cable, chain, or pendant mounted.
- 7/8" K.O. at each end of luminaire for wiring or motion detector.
- Polyester powder finish for excellent impact and corrosion resistance.

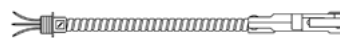
- LED light engines and drivers are field replaceable.
- 5 Year Limited Warranty, [www.signify.com/warranties](http://www.signify.com/warranties)
- Components are RoHS compliant.
- Listed by ETL to meet UL 1598 standards for damp location and -40°C to 40°C ambient. High ambient is optional (see ordering guide).
- Dimming drivers are standard. Control is 0-10V DC.
- Optional motion detector.
- DLC Listing for most variations. Please check the DLC Qualified Products List to confirm ([www.designlights.org/QPL](http://www.designlights.org/QPL)).
- 4KV surge protection standard.

## Electro-Connect Modular Wiring System

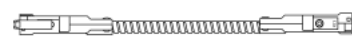
Electro-Connect is a pre-assembled modular wiring system designed to simplify the process of wiring and installing fixtures ultimately providing time and cost savings. With only three basic components, EC can be used to supply power in both high bay and low bay applications. For more information, visit us online at <https://www.signify.com/en-us/products/indoor-luminaires/modular-wiring/wiring-devices/electro-connect-ec-three> and <https://www.signify.com/en-us/products/indoor-luminaires/modular-wiring/wiring-devices/electro-connect-ec-three-plus>

### EC3 Modular Wiring System

#### Distribution Cable



#### Extender Cable



#### Lighting 'T'

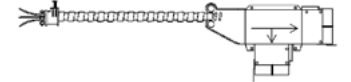


### EC3+ Modular Wiring System

#### Double Headed Extender Cable



#### Double Headed Distribution Cable



#### Whip End Fixture Drop



# FBX LED high bay

8,000 to 72,000 lumens

## Wireless Controls Options

### Interact Pro scalable sensor for Foundation, Advanced & Enterprise tiers (SWZCSH and an evolution of SpaceWise)

- SWZCSH is a connected sensor with integral occupancy and daylight sensing and supports wireless mesh connectivity.
- The sensor works in the Foundation mode (similar to SpaceWise) when configured without a gateway or in an Interact Pro Advanced or Enterprise mode if a compatible gateway is used.
- Interact Pro includes an App, a portal and a broad portfolio of wireless luminaires, lamps and retrofit kits all working on the same system.
- Startup is implemented via Interact Pro App (Android or iPhone) & BlueTooth connectivity. The App provides flexibility to choose between a gateway or non gateway mode for setup.
- Setup with the gateway requires wired internet access to the gateway. It is possible to add a gateway at a later point.
- Prepare project configuration steps remotely and use IRT9015 remote onsite to identify and group devices together.
- Compatible with:
  - SWS200 wireless scene switch
  - Battery powered IP42 presence sensor OCC sensor IA CM WH 10/1
  - Battery powered IP42 presence & daylight sensor OCC-DL sensor IA CM IP42 WH
  - LCN3110: Battery powered IP65 presence sensor, OCC sensor IA CM IP65WH
  - LCN3120: Battery powered IP65 presence & daylight sensor, OCC-DL sensor IA CM IP65 WH
- For more information on Interact Pro visit:  
[www.interact-lighting.com/interactproscalablesystem](http://www.interact-lighting.com/interactproscalablesystem)

## SNH200 EasySense

- Philips field apps allow programming of occupancy & daylight sensing parameters and fine-tuning of light levels during installation. It can also be used for grouping of fixtures.
- Download "Philips field apps" from the Google Play Store.
- Register for the commissioning app at <http://registration.componentcloud.philips.com/appregistration/>.
- The app works on certain Android phones with NFC or IR. See Recommended Phones and the EasySense App User Manual in the download section at <http://www.usa.lighting.philips.com/products/lighting-components/easysense> and follow the "View Downloads" link to register for access to the download area. Navigate to Connected-Lighting-Components and then Philips-EasySense-Sensors to find downloads.

## SpaceWise Technology (SWI)

- Optional SpaceWise automated wireless technology provides integrated occupancy sensing and dimming for additional control and energy savings.
- Requiring no system re-wiring, SpaceWise technology is appropriate for retrofit or new design and is an ideal replacement system for typical industrial layouts.
- Occupancy sensors are integral to each luminaire, with embedded automatic dimming behaviors appropriate to multiple applications. Applications modes are selected using the handheld remote control.
- Dimming sensors are integral to each luminaire, eliminating the need for dimming zoning. Dimming sensing is automatic and re-calibration occurs daily when luminaires turn on.
- Luminaires in large areas are grouped together up to a maximum of 50 using a handheld remote, and max light output can be tuned. Granular dimming then provides full light output for occupied areas, and non-occupied areas stay at a background level to ensure visual quality. Grouped luminaires will dim to off when no presence is detected in the group.
- SpaceWise remote control must be purchased separately.
- Visit [www.usa.lighting.philips.com/systems/lighting-systems/spacewise](http://www.usa.lighting.philips.com/systems/lighting-systems/spacewise) for more information about SpaceWise technology.

## Emergency Options (ER100)

- Power Sensing (Factory default) – Recommended UL924 option requires unswitched power sense line, absence of voltage on the normal circuit triggers luminaire to 100% output
- Power Interruption Detection (Field option) – Detects AC power interruption >30ms triggers 90 minute emergency mode with luminaire at 100% output
- 347V may require step-down transformer and must be ordered indicating Power Sensing or Power Interruption Detection

# FBX LED high bay

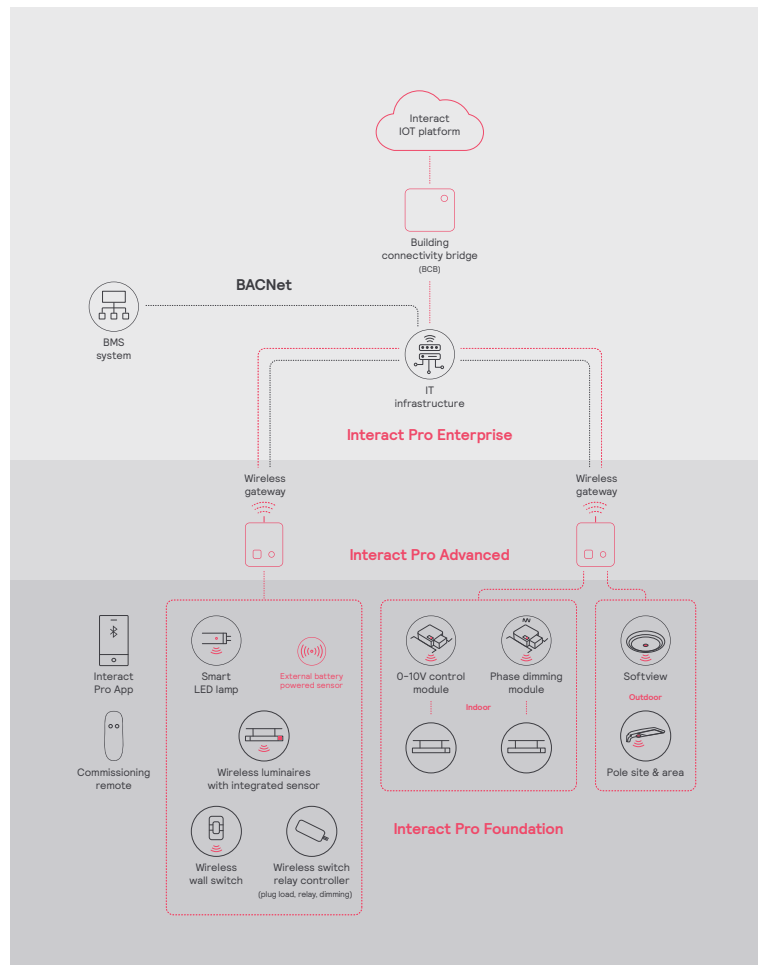
8,000 to 72,000 lumens

Interact Pro scalable system			
	Foundation	Advanced	Enterprise
Dimming, grouping, and zoning	✓	✓	✓
Bluetooth and ZigBee enabled	✓	✓	✓
Motion sensing and daylight harvesting	✓	✓	✓
Integration with 0-10V and phase dimming fixtures	✓	✓	✓
Code compliance	✓	✓	✓
Granular dimming and dwell time	✓	✓	✓
Energy reporting and monitoring		✓	✓
Scheduling		✓	✓
Demand response		✓	✓
BMS integration (BACnet)			✓
Floor plan visualization			✓
IoT sensors for wellness			✓
IoT Apps for productivity			✓

## Currently supported maximum system size

To be able to design the lighting system correctly for the customer, it is important to know the prime characteristics of the system, its possibilities and limitations.

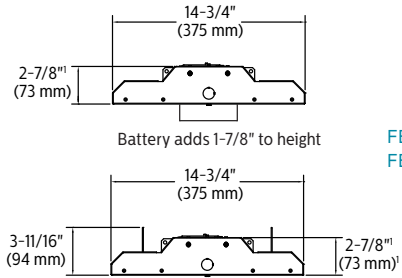
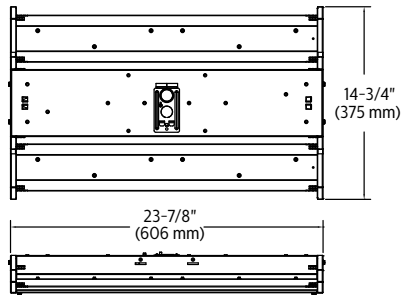
System level	
Total number of gateways	Unlimited
Total number of devices	200 per network
• luminaires with integrated sensors	150
• smart TLEDs	150
Total number of ZGP devices (sensors and switches)	50
• sensors	30
• switches	50
• zones and groups	64
Group level	
Recommended number of lights	40 (recommended 25)
Number of ZGP devices	5
Number of scenes	16



# FBX LED high bay

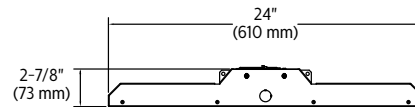
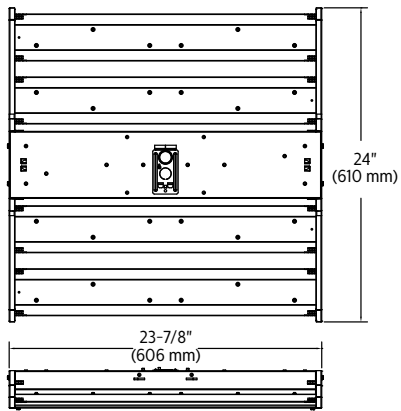
8,000 to 72,000 lumens

## Dimensions

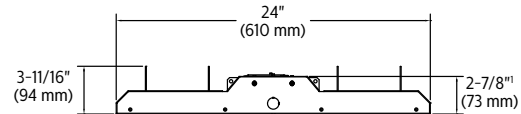


FBX08L  
FBX12L

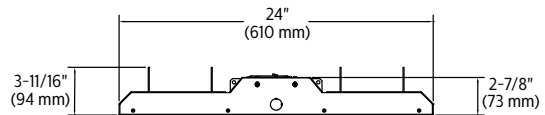
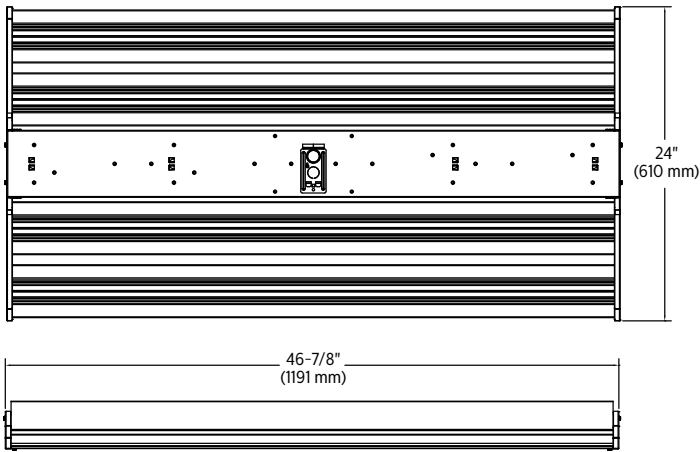
FBX08L high ambient  
FBX12L high ambient



FBX16L  
FBX20L  
FBX24L



FBX16L high ambient  
FBX20L high ambient  
FBX24L high ambient



FBX36L  
FBX45L

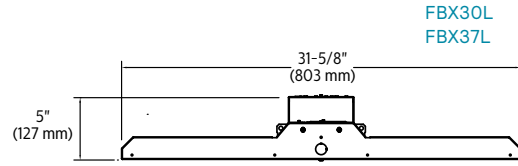
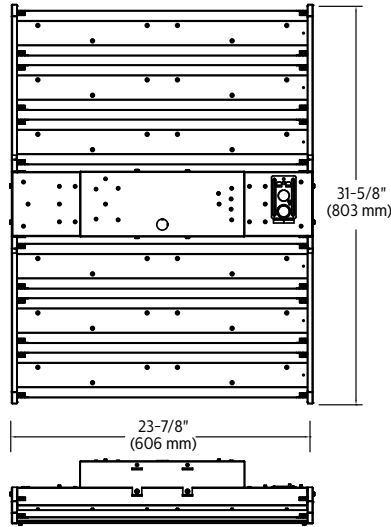
## General Notes

- All options factory installed.
- All accessories are field installed.
- Many luminaire components, such as reflectors, refractors, lenses, sockets, lampholders, and LEDs are made from various types of plastics which can be adversely affected by airborne contaminants. If sulfur based chemicals, petroleum based products, cleaning solutions, or other contaminants are expected in the intended area of use, consult factory for compatibility.
- **EMLED** and **EMLEDC** provide 3500 lumens
- **BSL310** provides 1300 lumens

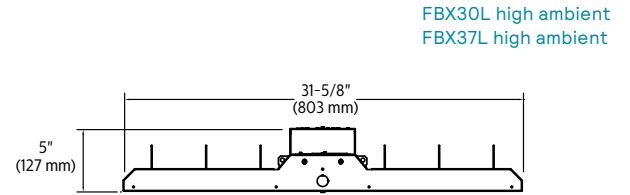
# FBX LED high bay

8,000 to 72,000 lumens

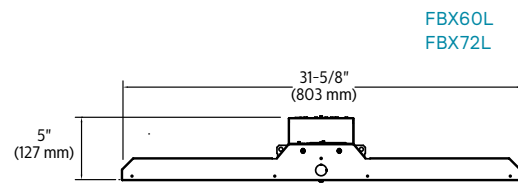
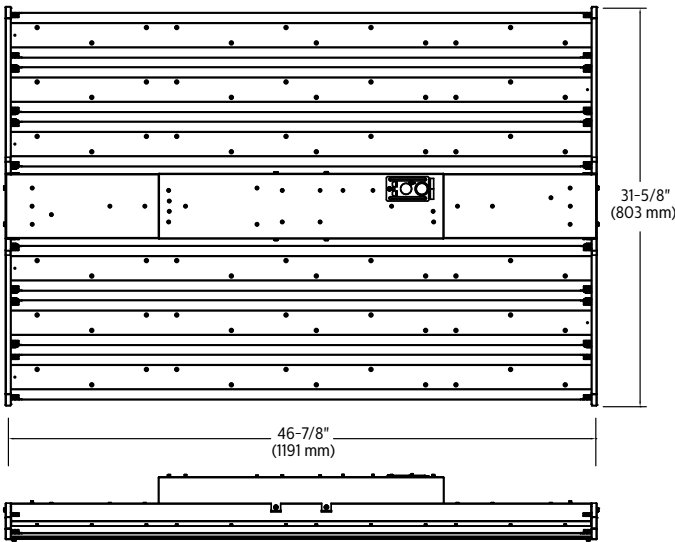
## Dimensions



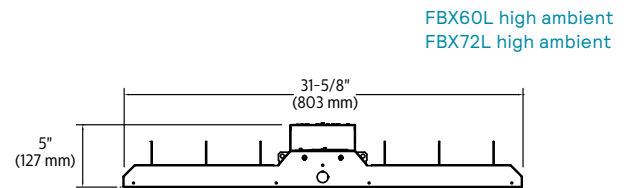
FBX30L  
FBX37L



FBX30L high ambient  
FBX37L high ambient



FBX60L  
FBX72L



FBX60L high ambient  
FBX72L high ambient

# FBX LED high bay

8,000 to 72,000 lumens

## Photometric Test List

Catalog No.	Delivered Lumens	Input Watts*	Efficacy
FBX08LL40-UNV	8469	56	151
FBX08LL40-UNV-LCA	8095	56	145
FBX08LL40-UNV-LFA	7640	56	136
FBX08LL40-UNV-LCR	7164	56	128
FBX08LL40-UNV-LFR	7287	56	130
FBX08LL40-UNV-N	8656	56	155
FBX08LL40-UNV-N-LCA	8343	56	149
FBX08LL40-UNV-N-LFA	7893	56	141
FBX08LL40-UNV-N-LCR	7875	56	141
FBX08LL40-UNV-N-LFR	7545	56	135
FBX08LL40-UNV-M	8607	56	154
FBX08LL40-UNV-M-LCA	8349	56	149
FBX08LL40-UNV-M-LFA	7914	56	141
FBX08LL40-UNV-M-LCR	7714	56	138
FBX08LL40-UNV-M-LFR	7519	56	134
FBX08LL40-UNV-W	8465	56	151
FBX08LL40-UNV-W-LCA	8134	56	145
FBX08LL40-UNV-W-LFA	7654	56	137
FBX08LL40-UNV-W-LCR	7134	56	127
FBX08LL40-UNV-W-LFR	7280	56	130
FBX08LL40-UNV-A	8176	56	146
FBX08LL40-UNV-A-LCA	7852	56	140
FBX08LL40-UNV-A-LFA	7462	56	133
FBX08LL40-UNV-A-LCR	6855	56	122
FBX08LL40-UNV-A-LFR	7126	56	127
FBX12LL40-UNV	11615	78	149
FBX12LL40-UNV-LCA	11106	78	143
FBX12LL40-UNV-LFA	10475	78	135
FBX12LL40-UNV-LCR	9954	78	128
FBX12LL40-UNV-LFR	10019	78	129
FBX12LL40-UNV-N	11949	78	154
FBX12LL40-UNV-N-LCA	11558	78	149
FBX12LL40-UNV-N-LFA	10921	78	141
FBX12LL40-UNV-N-LCR	11179	78	144
FBX12LL40-UNV-N-LFR	10481	78	135
FBX12LL40-UNV-M	11880	78	153
FBX12LL40-UNV-M-LCA	11517	78	149
FBX12LL40-UNV-M-LFA	10867	78	140
FBX12LL40-UNV-M-LCR	10773	78	139
FBX12LL40-UNV-M-LFR	10378	78	134
FBX12LL40-UNV-W	11621	78	150
FBX12LL40-UNV-W-LCA	11154	78	144
FBX12LL40-UNV-W-LFA	10498	78	135
FBX12LL40-UNV-W-LCR	9902	78	128
FBX12LL40-UNV-W-LFR	10000	78	129
FBX12LL40-UNV-A	11409	78	147
FBX12LL40-UNV-A-LCA	10924	78	141
FBX12LL40-UNV-A-LFA	10255	78	132
FBX12LL40-UNV-A-LCR	9533	78	123
FBX12LL40-UNV-A-LFR	9795	78	126
FBX16LL40-UNV	17230	110	156
FBX16LL40-UNV-LCA	16590	110	151
FBX16LL40-UNV-LFA	15409	110	140
FBX16LL40-UNV-LCR	14670	110	133
FBX16LL40-UNV-LFR	14884	110	135
FBX16LL40-UNV-N	17496	110	158
FBX16LL40-UNV-N-LCA	16987	110	154
FBX16LL40-UNV-N-LFA	15862	110	144
FBX16LL40-UNV-N-LCR	16219	111	147
FBX16LL40-UNV-N-LFR	15371	110	140
FBX16LL40-UNV-M	17441	111	158
FBX16LL40-UNV-M-LCA	16929	110	153
FBX16LL40-UNV-M-LFA	15879	110	144
FBX16LL40-UNV-M-LCR	15896	110	144
FBX16LL40-UNV-M-LFR	15308	110	139
FBX16LL40-UNV-W	17187	110	156

Catalog No.	Delivered Lumens	Input Watts*	Efficacy
FBX16LL40-UNV-W-LCA	16545	110	150
FBX16LL40-UNV-W-LFA	15402	110	140
FBX16LL40-UNV-W-LCR	14602	110	133
FBX16LL40-UNV-W-LFR	14837	110	135
FBX16LL40-UNV-A	16832	110	153
FBX16LL40-UNV-A-LCA	16188	110	147
FBX16LL40-UNV-A-LFA	15074	110	137
FBX16LL40-UNV-A-LCR	14127	110	128
FBX16LL40-UNV-A-LFR	14576	110	132
FBX20LL40-UNV	19952	129	155
FBX20LL40-UNV-LCA	19113	129	149
FBX20LL40-UNV-LFA	17781	129	138
FBX20LL40-UNV-LCR	16984	129	132
FBX20LL40-UNV-LFR	17165	129	133
FBX20LL40-UNV-N	20383	129	158
FBX20LL40-UNV-N-LCA	19764	129	153
FBX20LL40-UNV-N-LFA	18404	129	143
FBX20LL40-UNV-N-LCR	18558	129	144
FBX20LL40-UNV-N-LFR	17781	129	138
FBX20LL40-UNV-M	20208	129	157
FBX20LL40-UNV-M-LCA	19603	129	152
FBX20LL40-UNV-M-LFA	18413	129	143
FBX20LL40-UNV-M-LCR	18100	129	141
FBX20LL40-UNV-M-LFR	17696	129	138
FBX20LL40-UNV-W	19934	129	155
FBX20LL40-UNV-W-LCA	19201	129	149
FBX20LL40-UNV-W-LFA	17835	129	139
FBX20LL40-UNV-W-LCR	16856	129	131
FBX20LL40-UNV-W-LFR	17212	129	134
FBX20LL40-UNV-A	19188	129	149
FBX20LL40-UNV-A-LCA	18555	129	144
FBX20LL40-UNV-A-LFA	17459	129	136
FBX20LL40-UNV-A-LCR	16258	129	127
FBX20LL40-UNV-A-LFR	16840	129	131
FBX24LL40-UNV	23782	156	152
FBX24LL40-UNV-LCA	22774	156	146
FBX24LL40-UNV-LFA	21248	156	136
FBX24LL40-UNV-LCR	20147	156	129
FBX24LL40-UNV-LFR	20465	156	131
FBX24LL40-UNV-N	24144	156	154
FBX24LL40-UNV-N-LCA	23381	156	150
FBX24LL40-UNV-N-LFA	21886	156	140
FBX24LL40-UNV-N-LCR	21937	156	140
FBX24LL40-UNV-N-LFR	21171	156	135
FBX24LL40-UNV-M	24076	156	154
FBX24LL40-UNV-M-LCA	23366	156	150
FBX24LL40-UNV-M-LFA	21914	156	140
FBX24LL40-UNV-M-LCR	21588	156	138
FBX24LL40-UNV-M-LFR	21133	156	135
FBX24LL40-UNV-W	23768	156	152
FBX24LL40-UNV-W-LCA	22869	156	147
FBX24LL40-UNV-W-LFA	21268	156	136
FBX24LL40-UNV-W-LCR	20084	156	129
FBX24LL40-UNV-W-LFR	20484	156	131
FBX24LL40-UNV-A	23005	156	147
FBX24LL40-UNV-A-LCA	22080	156	141
FBX24LL40-UNV-A-LFA	20751	156	133
FBX24LL40-UNV-A-LCR	19310	156	124
FBX24LL40-UNV-A-LFR	20070	156	129
FBX30LL40-UNV	30320	213	142
FBX30LL40-UNV-LCA	29298	213	138
FBX30LL40-UNV-LFA	27348	213	129
FBX30LL40-UNV-LCR	25977	213	122
FBX30LL40-UNV-LFR	26191	212	123
FBX30LL40-UNV-N	31012	213	146
FBX30LL40-UNV-N-LCA	30172	213	142

# FBX LED high bay

8,000 to 72,000 lumens

## Photometric Test List (continued)

Catalog No.	Delivered Lumens	Input Watts*	Efficacy
FBX30LL40-UNV-N-LFA	28380	213	134
FBX30LL40-UNV-N-LCR	29252	213	138
FBX30LL40-UNV-N-LFR	27412	213	129
FBX30LL40-UNV-M	31056	213	146
FBX30LL40-UNV-M-LCA	30162	212	142
FBX30LL40-UNV-M-LFA	28233	212	133
FBX30LL40-UNV-M-LCR	28468	212	134
FBX30LL40-UNV-M-LFR	27045	212	127
FBX30LL40-UNV-W	30742	213	145
FBX30LL40-UNV-W-LCA	29681	212	140
FBX30LL40-UNV-W-LFA	27397	212	129
FBX30LL40-UNV-W-LCR	25937	212	122
FBX30LL40-UNV-W-LFR	26227	212	124
FBX30LL40-UNV-A	30499	213	143
FBX30LL40-UNV-A-LCA	29515	212	139
FBX30LL40-UNV-A-LFA	27123	212	128
FBX30LL40-UNV-A-LCR	25319	212	119
FBX30LL40-UNV-A-LFR	25979	212	122
FBX36LL40-UNV	37489	245	153
FBX36LL40-UNV-LCA	36339	244	149
FBX36LL40-UNV-LFA	34090	244	140
FBX36LL40-UNV-LCR	32841	244	135
FBX36LL40-UNV-LFR	32695	244	134
FBX36LL40-UNV-N	37761	244	155
FBX36LL40-UNV-N-LCA	36815	244	151
FBX36LL40-UNV-N-LFA	35152	244	144
FBX36LL40-UNV-N-LCR	35562	244	146
FBX36LL40-UNV-N-LFR	32695	244	134
FBX36LL40-UNV-M	37984	244	155
FBX36LL40-UNV-M-LCA	37094	244	152
FBX36LL40-UNV-M-LFA	35013	244	144
FBX36LL40-UNV-M-LCR	34807	244	143
FBX36LL40-UNV-M-LFR	33321	244	137
FBX36LL40-UNV-W	37555	244	154
FBX36LL40-UNV-W-LCA	36528	244	150
FBX36LL40-UNV-W-LFA	34186	244	140
FBX36LL40-UNV-W-LCR	32678	244	134
FBX36LL40-UNV-W-LFR	32604	244	134
FBX36LL40-UNV-A	36874	244	151
FBX36LL40-UNV-A-LCA	35861	244	147
FBX36LL40-UNV-A-LFA	33589	244	138
FBX36LL40-UNV-A-LCR	31910	244	131
FBX36LL40-UNV-A-LFR	32156	244	132
FBX37LL40-UNV	36788	266	138
FBX37LL40-UNV-LCA	35423	266	133
FBX37LL40-UNV-LFA	33169	265	125
FBX37LL40-UNV-LCR	31534	265	119

Catalog No.	Delivered Lumens	Input Watts*	Efficacy
FBX37LL40-UNV-LFR	31817	265	120
FBX37LL40-UNV-N	37458	266	141
FBX37LL40-UNV-N-LCA	36462	265	137
FBX37LL40-UNV-N-LFA	34450	265	130
FBX37LL40-UNV-N-LCR	35645	266	134
FBX37LL40-UNV-N-LFR	33232	266	125
FBX37LL40-UNV-M	37586	266	142
FBX37LL40-UNV-M-LCA	36468	265	138
FBX37LL40-UNV-M-LFA	34231	265	129
FBX37LL40-UNV-M-LCR	34366	265	130
FBX37LL40-UNV-M-LFR	32844	265	124
FBX37LL40-UNV-W	37226	265	140
FBX37LL40-UNV-W-LCA	35923	265	136
FBX37LL40-UNV-W-LFA	33335	265	126
FBX37LL40-UNV-W-LCR	31617	265	119
FBX37LL40-UNV-W-LFR	31933	265	121
FBX37LL40-UNV-A	37303	265	141
FBX37LL40-UNV-A-LCA	35475	265	134
FBX37LL40-UNV-A-LFA	32931	265	124
FBX37LL40-UNV-A-LCR	31084	265	117
FBX37LL40-UNV-A-LFR	31540	265	119
FBX45LL40-UNV	45960	304	151
FBX45LL40-UNV-LCA	44548	304	147
FBX45LL40-UNV-LFA	41853	304	138
FBX45LL40-UNV-LCR	40206	303	133
FBX45LL40-UNV-LFR	39992	304	132
FBX45LL40-UNV-N	46579	304	153
FBX45LL40-UNV-N-LCA	45352	304	149
FBX45LL40-UNV-N-LFA	43132	304	142
FBX45LL40-UNV-N-LCR	43539	304	143
FBX45LL40-UNV-N-LFR	40967	303	135
FBX45LL40-UNV-M	46486	304	153
FBX45LL40-UNV-M-LCA	45373	304	150
FBX45LL40-UNV-M-LFA	43120	304	142
FBX45LL40-UNV-M-LCR	42648	304	140
FBX45LL40-UNV-M-LFR	40778	304	134
FBX45LL40-UNV-W	46022	304	151
FBX45LL40-UNV-W-LCA	44715	304	147
FBX45LL40-UNV-W-LFA	41827	304	138
FBX45LL40-UNV-W-LCR	39901	303	132
FBX45LL40-UNV-W-LFR	39869	303	131
FBX45LL40-UNV-A	45207	304	149
FBX45LL40-UNV-A-LCA	43915	304	145
FBX45LL40-UNV-A-LFA	41038	304	135
FBX45LL40-UNV-A-LCR	39070	304	129
FBX45LL40-UNV-A-LFR	39290	304	129

\*347V and 480V models have the same input watts

### Buy American Act of 1933 (BAA):

This product is manufactured in one of our US factories and, as of the date of this document, this product was considered a commercially available off-the-shelf (COTS) item meeting the requirements of the BAA. This BAA designation hereunder does not address (i) the applicability of, or availability of a waiver under, the Trade Agreements Act, or (ii) the "Buy America" domestic content requirements imposed on states, localities, and other non-federal entities as a condition of receiving funds administered by the Department of Transportation or other federal agencies. Prior to ordering, please visit [www.signify.com/baa](http://www.signify.com/baa) to view a current list of BAA-compliant products to confirm this product's current compliance.



© 2022 Signify Holding. All rights reserved. The information provided herein is subject to change, without notice. Signify does not give any representation or warranty as to the accuracy or completeness of the information included herein and shall not be liable for any action in reliance thereon. The information presented in this document is not intended as any commercial offer and does not form part of any quotation or contract, unless otherwise agreed by Signify.

Signify North America Corporation  
400 Crossing Blvd, Suite 600  
Bridgewater, NJ 08807  
Telephone 855-486-2216

Signify Canada Ltd.  
281 Hillmount Road,  
Markham, ON, Canada L6C 2S3  
Telephone 800-668-9008

All trademarks are owned by Signify Holding or their respective owners.