


# BIMETALLIC OVERLOAD RELAYS

## PRODUCT PROFILE

ATC Diversified's **Overload Relays** provide thermal Trip Class 10 overload protection for single and three phase motors, and phase loss protection for three phase motors. Other features like IP20 guarded terminals with dual terminal markings, integral stop button, and direct mounting will help you reduce your total installed costs and enhance the features and performance of your equipment.



### DELIVERING SUPERIOR PRODUCT QUALITY AND MANUFACTURING EXCELLENCE

✓ <b>Proven</b>	Our Overload Relays are UL Listed and CE marked meeting global standards requirements.	
✓ <b>Reliability</b>	Trip Class 10 for reliable and accurate protection against overload conditions. Trips within 10 seconds when carrying a current of 720%.	
✓ <b>Trip Indication</b>	Visible trip indication to provide clear indication of what device tripped, simplifies troubleshooting in panels.	
✓ <b>Visible Markings</b>	High visibility labels and markings; dual IEC and NEMA terminal markings for ease of wiring anywhere in the world.	
✓ <b>Modular Design</b>	Modular design allows our Overload Relays to be direct mounted onto CON Series Contactors.	
✓ <b>Visible Certifications</b>	Our product certifications and electrical ratings are clearly marked on the outside of the devices for easy reference during installation.	
✓ <b>Added Safety</b>	IP20 guarded terminals with dual terminal markings prevent accidental contact with live parts.	

### MULTIPLE FUNCTION ADVANTAGES

#### High Fault SCCR

- High fault short circuit current rating of 100kA @ 480V and 600V with Class J fuses, provides safety and reliability in high fault applications.

#### Adjustable Current Setting

- Full load current adjustment ratio of approximately 1:1.5 enables overload relay to be set to exact FLA of motor.

#### Phase Loss Sensitivity

- Single phase sensitivity to protect motors against damaging phase loss conditions.

#### Selectable Reset Mode

- Manual or automatic reset and test modes, and stop button all in a single device for convenient control circuit wiring.

#### Seamless Compatibility

- Overload Relays direct mount onto all CON Series Contactors.

#### Trip Test Function

- Trip test function standard on all overload relays allows for easier installation, testing, and troubleshooting.

ovl	B	
<b>Frame Size &amp; Current Adjustment Range</b>		
2.8 - 4.0A (installs on Contactor: S9,S12,S18,S25,S32,S40)	4	
4.0 - 6.3A (installs on Contactor: S9,S12,S18,S25,S32,S40)	6R3	
5.6 - 8.0A (installs on Contactor: S9,S12,S18,S25,S32,S40)	8	
7.0 - 10.0A (installs on Contactor: S9,S12,S18,S25,S32,S40)	10	
8.0 - 12.5A (installs on Contactor: S9,S12,S18,S25,S32,S40)	12R5	
10 - 15A (installs on Contactor: S9,S12,S18,S25,S32,S40)	15	
11 - 17A (installs on Contactor: S9,S12,S18,S25,S32,S40)	17	
15 - 23A (installs on Contactor: S9,S12,S18,S25,S32,S40)	23	
22 - 32A (installs on Contactor: S9,S12,S18,S25,S32,S40)	32	
25 - 40A (installs on Contactor: S32,S40)	40	
<b>Overload Relay Type</b>		
Bimetallic	B	
<b>Frame Size</b>		
Installs on Contactor: S9,S12,S18,S25,S32,S40		1
Installs on Contactor: S32,S40 *		2

\* 25 - 40A (Installs on Contactor: S32,S40) [40] only

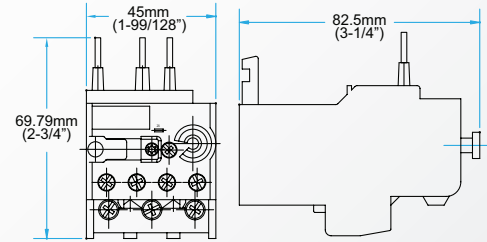
# BIMETALLIC OVERLOAD RELAYS

## SPECIFICATIONS

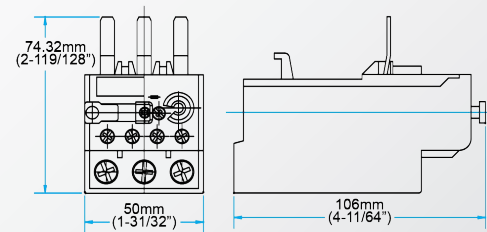
		OVL-B1	OVL-B2
UNITS			
<b>ELECTRICAL GENERAL</b>			
Current Setting Range	A	0.28 ~ 32	25 ~ 50
Operating Frequency	Hz	0 ~ 400	
Power Dissipation per Pole	W	1.3 ~ 2.0	
<b>ELECTRICAL UL/CSA APPLICATIONS</b>			
<b>MAIN CIRCUITS</b>			
Rated Operating Voltage, Ue	VAC	600	
Standard Short Circuit Current	kA	5	
Max. Fuse Size*	A	90	125
High Fault Short Circuit Current	kA	100	
Max. Fuse Size* (Class J)	A	60	
<b>CONTROL CIRCUITS</b>			
Pilot Duty Rating		AC: C600	DC: R300
<b>ELECTRICAL IEC APPLICATIONS</b>			
<b>MAIN CIRCUITS</b>			
Rated Insulation Voltage, Ui	V	690	
Rated Impulse Voltage, Uimp	kV	6	
Rated Operating Voltage, Ue	VAC	690	
Max. Rated Operating Current, Ie	A	32	50
Max. Fuse Size*	A	63	100
<b>CONTROL CIRCUITS</b>			
Rated Insulation Voltage, Ui	V	690	
Rated Operating Current, Ie			
@ 24V	A	AC-15 : 4	DC-13 : 1
@ 48V	A	AC-15 : 3.5	DC-13 : 0.5
@ 60V	A	AC-15 : 3.5	DC-13 : 0.5
@ 110V	A	DC-13 : 0.25	
@ 120V	A	AC-15 : 3	
@ 220V	A	DC-13 : 0.1	
@ 230V	A	AC-15 : 2	
@ 250V	A	DC-13 : 0.1	
@ 400V	A	AC-15 : 1.5	
@ 500V	A	AC-15 : 0.5	
@ 690V	A	AC-15 : 0.3	
Max. Fuse Size (gL/gG)	A	6	
<b>ENVIRONMENTAL</b>			
Ambient Operating Temp.	°C / °F	-25 to +60 / -13 to +140	
Ambient Storage Temp.	°C / °F	-40 to +70 / -40 to +158	
Altitude	m / ft.	2,000 / 6,562	
<b>CONSTRUCTION</b>			
Number of Poles	uL	3	
Trip Class	uL	10	
<b>ROHS COMPLIANCE</b>			
* Varies by current adjustment range of overload relay.			

## DIMENSIONS

Series OVL-B1

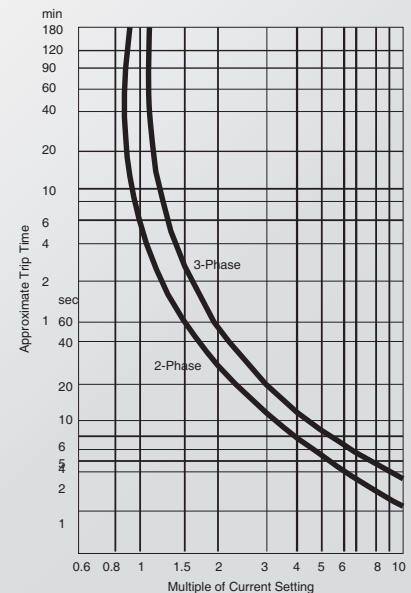


Series OVL-B2



## TRIP CHARACTERISTICS

For Series OVL-B1 & OVL-B2



## PROVEN

**Conformity to Standards:**

UL 508, 60947-4-1A  
CSA C22.2 No. 14  
IEC 60947-1, 60947-4-1

**Certifications:**

UL File #: E68568 (Guide NKCR, NKCR7)

CE Marked (per EU Low Voltage Directive 2006/95/EC and RoHS Directive 2011/65/EU)

