


NON-REVERSING CONTACTORS

PRODUCT PROFILE

The complete range of ATC Diversified's **Non-Reversing Contactors** share common accessories, reducing inventory and enabling the devices to be customized for each application. Small size, IP20 guarded terminals with dual terminal markings, enhance the features and performance of your equipment.



DELIVERING SUPERIOR PRODUCT QUALITY AND MANUFACTURING EXCELLENCE

✓ Proven	Our Standard Contactors are UL Listed and CE marked, meeting global standards requirements. 
✓ Compact Size	Reduced panel area for lower installed costs—Four (4) frame sizes directly interchangeable with other manufacturers.
✓ Lower Cost	Side mounted auxiliary contacts install without the use of tools for lower installed costs.
✓ Convenient	Wide variety of AC and DC operating coils for control circuit application flexibility. 50A to 105A DC operated devices feature electronic coil control.
✓ Easy to Install	35mm DIN rail mounting for all contactors from 9A to 105A for fast and easy installation and removal, or panel mounting for more secure installation in high shock and vibration applications.
✓ Modular Design	Modular design allows easy installation of our Overload Relays and the complete range of Motor Protection Circuit Breakers and accessories.
✓ Visible Certifications	Our product certifications and electrical ratings are clearly marked on the outside of the device for easy reference during installation.
✓ Environmentally Friendly	Environmentally friendly contacts are cadmium free and non-metallic materials are asbestos, halogen, and cadmium free. All ATC Diversified products are compliant to the RoHS directives.
✓ Added Safety	IP20 guarded terminals with dual terminal markings prevent accidental contact with live parts.

.....CON.	1	S	N
Coil Voltage			
24V DC			
110V AC (50Hz) / 120V AC (60Hz)			
Operator Type			
Contactor	1		
Contactor Size			
Standard		S	
Contactor Type			
Non-Reversing			N
AC-3 Ampere Rating			
9 Amp *			9
12 Amp			12
18 Amp			18
25 Amp			25
32 Amp			32
40 Amp			40
Auxiliary Contact Information			
Without Auxiliary Contacts *			W
1 Normally Open			X

* 24V DC [24D] only

UNIQUE PRODUCT LINE FEATURES

High Fault SCCR

- High fault short circuit current rating of 100kA @ 480V and 600V with Class J fuses, provides safety and reliability in high fault applications.

Integral Auxiliary

- Integral auxiliary contacts, 3 power poles + 1 auxiliary, are standard on all 9A to 25A contactors.

Seamless Compatibility

- 9A to 40A, AC/DC Contactors are compatible with directly mounted Overload Relays, and our 9A to 40A AC/DC Contactors direct mount onto our Motor Protection Circuit Breakers.

Common Accessories

- Designing starter assemblies and panels is easy! No more remembering which auxiliary works with each contactor. Our complete range of Contactors shares common accessories reducing inventory and simplifying installation and assembly.

Multi-Point Terminal Coils

- Four terminal coils on all 9A to 105A AC and DC operated contactors are easily accessible, two on the line side and two on the load side.

Quick Identification

- Enhanced markings, improved identification labels, and dual IEC and NEMA terminal markings ensure quick identification of product from all angles simplifying troubleshooting in panels with many devices.

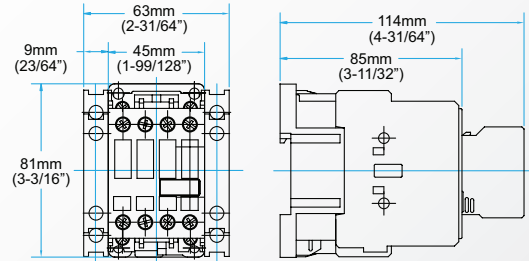
NON-REVERSING CONTACTORS

SPECIFICATIONS

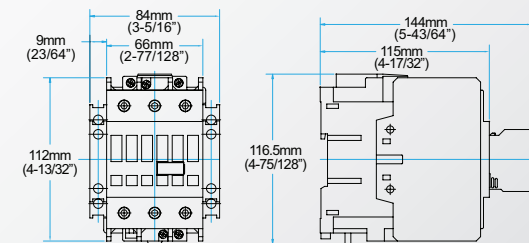
	UNITS	S9-S25	S32-S40
ELECTRICAL GENERAL			
Rated Operating Frequency	Hz	25 ~ 400	
Rated Coil Frequencies	mΩ	AC: 50Hz, 60Hz, 50/60Hz DC & DC/AC: 50/60Hz	
ELECTRICAL UL/CSA APPLICATIONS			
Rated Operating Voltage, Ue	VAC	600	
General Purpose Current Rating	A	32	60
RATED 1 PHASE OPERATING CURRENT, Ie			
115V	A	24	34
230V	A	28	
RATED 1 PHASE OPERATING POWER, Pe			
115V	HP	2	3
230V	HP	3	5
RATED 3 PHASE OPERATING CURRENT, Ie			
200V	A	25.3	32.2
230V	A	22	42
460V	A	21	40
575V	A	17	27
RATED 3 PHASE OPERATING POWER, Pe			
200V	HP	7-1/2	10
230V	HP	7-1/2	15
460V	HP	15	30
575V	HP	15	25
Size		0	1
Short Circuit Rating	kA	5	
Max. Fuse Size	A	60	
High Fault Short Circuit Rating	kA	100	
Max. Fuse Size	A	40	60
Electrical Endurance, AC-3 at Max. Rated 3 Phase Operating Power (@ 460V)	Ops. (mil.)	2.0	1.5
ELECTRICAL IEC APPLICATIONS			
Rated Insulation Voltage, Ui	V	1000	
Rated Impulse Voltage Withstand, Uimp	kV	6	
Rated Operating Voltage, Ue	VAC	690	
Rated Thermal Current, Ith for Ambient Temp. <55° C (131° F)	A	45	60
RATED AC-1 OPERATING CURRENT, Ie			
At 55° C (131° F)	A	45	60
At 70° C (158° F)	A	32	48
RATED AC-3 OPERATING CURRENT, Ie			
220 ~ 240V; 380 ~ 400V; 415 ~ 440V	A	25	40
500V	A	19	32
660 ~ 690V	A	15	25
RATED 3 PHASE AC-3 OPERATING POWER, Pe			
220 ~ 240V	kW	6.5	11
380 ~ 400V	kW	11	18.5
415 ~ 440V	kW	12.5	22
500V	kW	15	25
660 ~ 690V	kW	15	30
RATED SHORT-TIME CURRENT, Icw			
1 Second	A	630	1265
5 Seconds	A	280	450
10 Seconds	A	200	400
30 Seconds	A	115	230
1 Minute	A	80	165
3 Minutes	A	50	100
MAXIMUM ELECTRICAL SWITCHING RATE			
AC-1; AC-3	Ops./hr.	1200	
AC-4	Ops./hr.	360	200
Electrical Endurance, AC-3 at Max. Rated 3 Phase Operating Power (@400V)	Ops. (mil.)	1.8	1.3
Making Capacity	A	450	550
BREAKING CAPACITY			
Ue ≤ 400V; Ue = 500V	A	250	450
Ue = 690V	A	130	205
ROHS COMPLIANCE			

DIMENSIONS

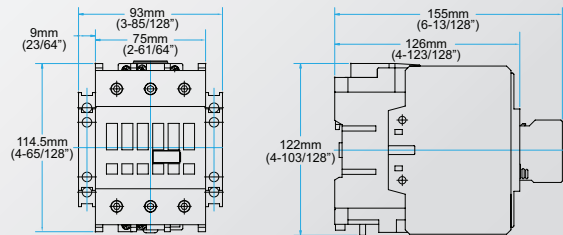
Non-Reversing, AC Coil, 9A to 25A



Non-Reversing, AC Coil, 50A to 80A



Non-Reversing, AC Coil, 95A to 105A



PROVEN

Conformity to Standards:

UL 508, 60947-4-1A

CSA C22.2 No. 14

IEC 60947-1, 60947-4-1

Certifications:

UL File #: E236197 (Guide NLDX, NLDX7), E68568 (Guide NKCR, NKCR7)

CE Marked (per EU Low Voltage Directive 2006/95/EC and RoHS Directive 2011/65/EU)

