

Datasheet

RS PRO IP67 Power Connectors – M35

2317904, 2317905, 2317907, 2317908, 2317965



The RS PRO series of waterproof power connectors are ruggedly built connectors sealed to an IP67 rating with a push-lock coupling which requires the series coupling tool to remove. This provides a more secure connection ideal for use when electrical safety or tampering may be an issue. The M35 range of connectors are designed with 3 gold plated contacts rated to 41A at 600V and are available in panel to cable or cable to cable variations.

Features & Benefits:

- IP67
- Push Lock Mating
- Tool Required for disconnection
- 600V
- 41A

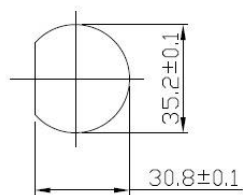
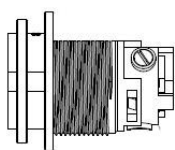
Quality Standards



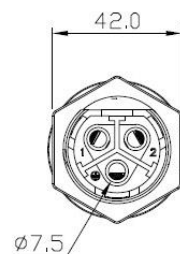
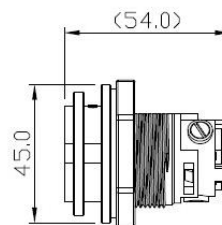
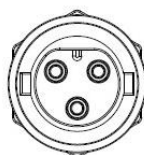
Dimensional line drawings

RS PRO IP67 Power Connector M35 – Panel Mount Female

111-1111



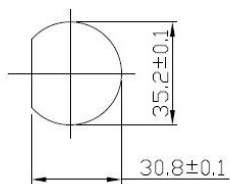
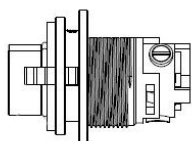
Recommend
Panel Cut-Out



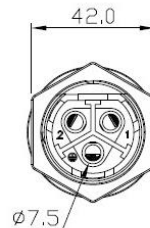
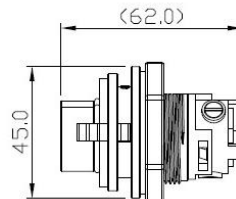
Dimensional line drawings

RS PRO IP67 Power Connector M35 – Panel Mount Male

111-1111



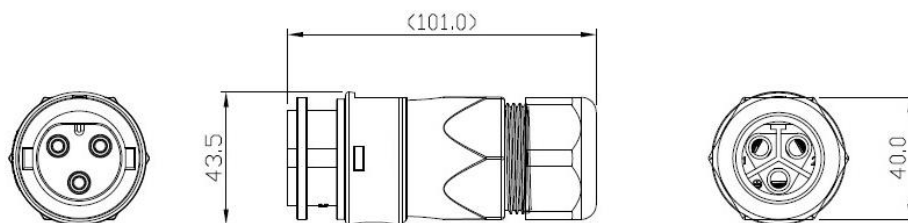
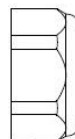
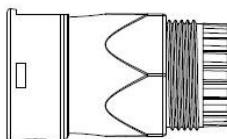
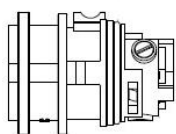
Recommend
Panel Cut-Out



Dimensional line drawings

RS PRO IP67 Power Connector M35 – Field Installable Cable Mount Female

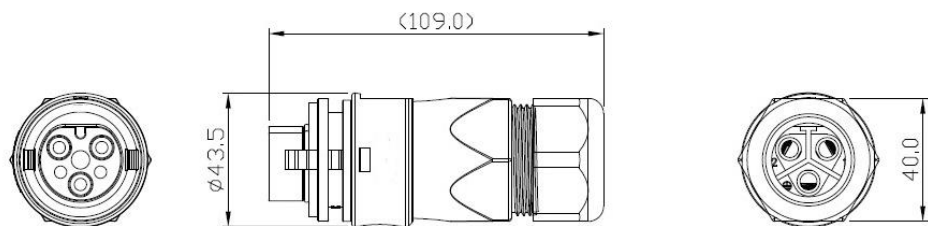
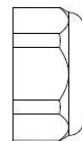
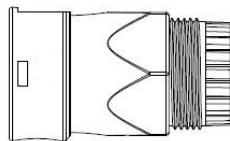
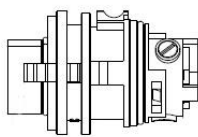
111-1111



Dimensional line drawings

RS PRO IP67 Power Connector M35 – Field Installable Cable Mount Male

111-1111



Dimensional line drawings

RS PRO IP67 Power Connector M35 Tool

111-1111

