

Datasheet

RS PRO IP67 Power Connectors – M25

2317909, 2317910, 2317911, 2317913, 2317966,



The RS PRO series of waterproof power connectors are ruggedly built connectors sealed to an IP67 rating with a push-lock coupling which requires the series coupling tool to remove. This provides a more secure connection ideal for use when electrical safety or tampering may be an issue. The M25 range of connectors are designed with 3 gold plated contacts rated to 30A at 600V and are available in panel to cable or cable to cable variations.

Features & Benefits:

- IP67
- Push Lock Mating
- Tool Required for disconnection
- 600V
- 30A

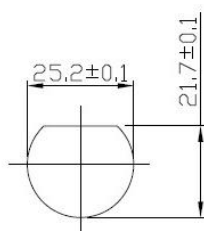
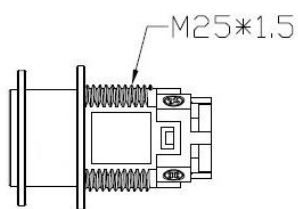
Quality Standards



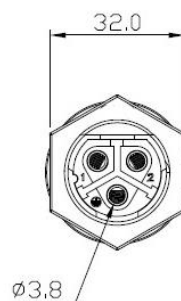
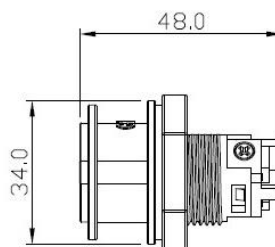
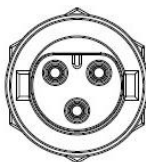
Dimensional line drawings

RS PRO IP67 Power Connector M25 – Panel Mount Female

111-1111



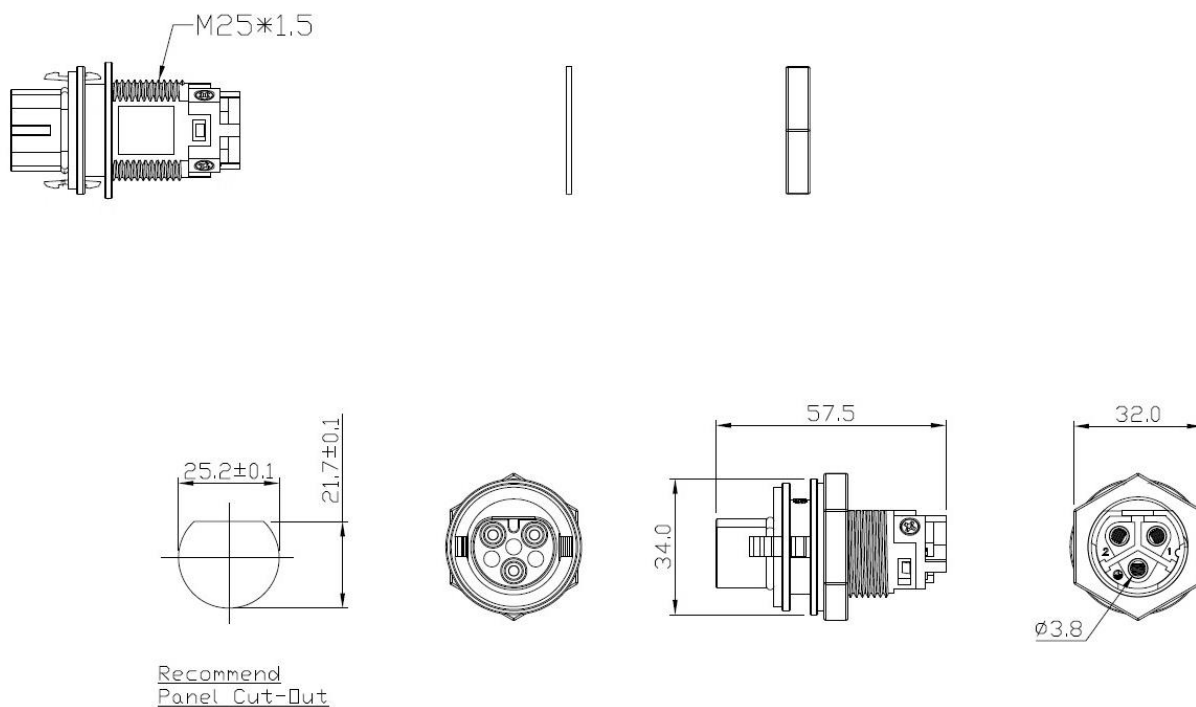
Recommend
Panel Cut-Out



Dimensional line drawings

RS PRO IP67 Power Connector M25 – Panel Mount Male

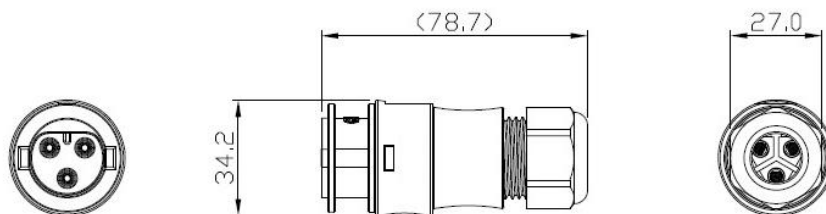
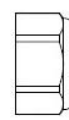
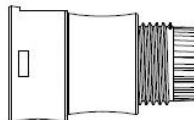
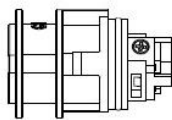
111-1111



Dimensional line drawings

RS PRO IP67 Power Connector M25 – Field Installable Cable Mount Female

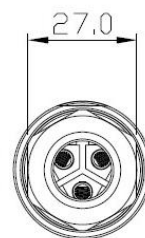
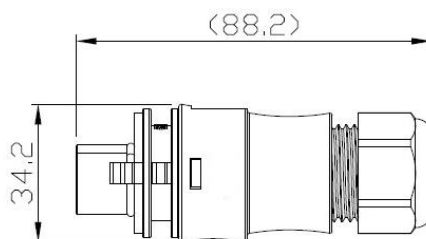
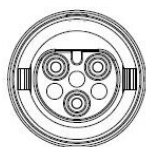
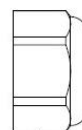
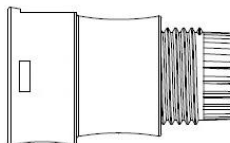
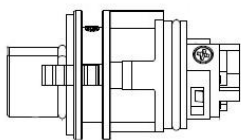
111-1111



Dimensional line drawings

RS PRO IP67 Power Connector M25 – Field Installable Cable Mount Male

111-1111



Dimensional line drawings

RS PRO IP67 Power Connector M25 Tool

111-1111

