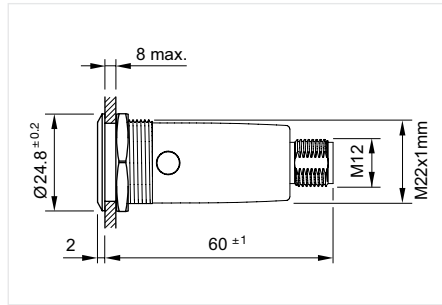


# 82 Flush design

## Pushbutton, illuminated pushbutton with M12 connector, Ø 22 mm, stainless steel 316L, IP65, IP67



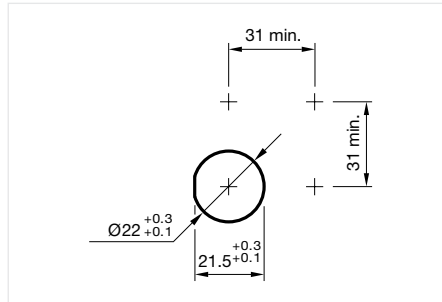
Product can differ from the current configuration.



Dimensions [mm]

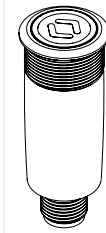
### General information

- The laser 2D-technology can mark all stainless steel versions with flat lenses - flush-mounting as well as raised versions.



Mounting cut-outs [mm]

### Equipment consisting of (schematic overview)



Actuator



Seal



Fixing nut

Each Part Number listed below includes all the black components shown in the 3D-drawing.



### Pushbutton

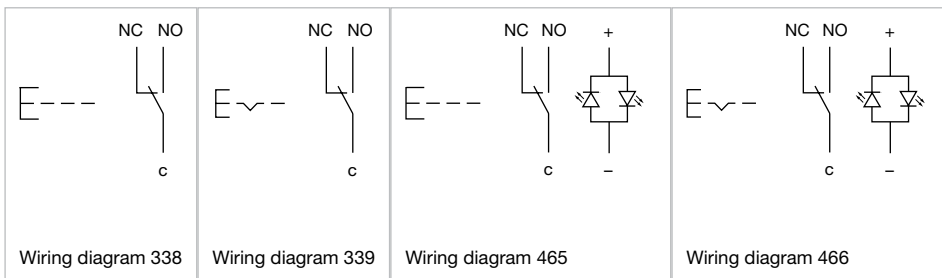
Switching action	Lens shape	Terminal	Switching voltage	Part No.	Wiring diagram	Component Layout
Maintained	flush	M12 connector (5 pins)	35 V	82-6657.1000	338	108
Momentary	flush	M12 connector (5 pins)	35 V	82-6657.2000	339	108



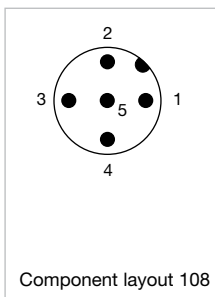
### Illuminated pushbutton

Switching action	Illumination colour	Lens shape	Terminal	Shape of illumination	Switching voltage	Operating voltage	Part No.	Wiring diagram	Component Layout
Momentary	Red	flush	M12 connector (5 pins)	Ring (Tritan)	35 V	24 V DC (LED)	82-6657.1114	466	108
	Blue	flush	M12 connector (5 pins)	Ring (Tritan)	35 V	24 V DC (LED)	82-6657.1124	466	108
	Green	flush	M12 connector (5 pins)	Ring (Tritan)	35 V	24 V DC (LED)	82-6657.1134	466	108
	White	flush	M12 connector (5 pins)	Ring (Tritan)	35 V	24 V DC (LED)	82-6657.1154	466	108
Maintained	Red	flush	M12 connector (5 pins)	Ring (Tritan)	35 V	24 V DC (LED)	82-6657.2114	466	108
	Blue	flush	M12 connector (5 pins)	Ring (Tritan)	35 V	24 V DC (LED)	82-6657.2124	466	108
	Green	flush	M12 connector (5 pins)	Ring (Tritan)	35 V	24 V DC (LED)	82-6657.2134	466	108
	White	flush	M12 connector (5 pins)	Ring (Tritan)	35 V	24 V DC (LED)	82-6657.2154	466	108

## Wiring diagrams



## Component layouts



- 1 = NC
- 2 = LED+
- 3 = Common
- 4 = LED-
- 5 = NO
- A-Coded

- 01
- 02
- 03
- 04
- 09
- 14
- 17
- 18
- 19
- 22
- 31
- 41
- 45
- 51
- 56
- 57
- 61
- 70
- 71
- 82**
- 84
- 92
- 96