

# NetRunner™ Vertical Cable Managers

# PANDUIT®

SPECIFICATION SHEET

## specifications

The vertical cable manager shall be capable of mounting to EIA racks to manage cables on the front and rear of the rack. The manager shall be molded out of plastic and possess cable management fingers and pass through holes. The fingers shall provide integral bend radius control and be spaced so that the gaps between the fingers align with EIA rack spaces. The pass through holes shall provide bend radius control and slots that can be used for securing of cable straps. The vertical manager shall have a dual hinged cover that can be opened to the left or right 110 degrees. The manager shall be able to accept wire retainers that can be snapped on to the cable management fingers.



## technical information

Part Number	Dimensions			
	RU	Height In. (mm)	Width In. (mm)	Depth In. (mm)
WMPV22E	22	41.5 (1054)	4.9 (125)	12.0 (306)
WMPVF22E	22	41.5 (1054)	4.9 (125)	6.5 (165)
WMPV45E	45	83.0 (2108)	4.9 (125)	12.0 (306)
WMPVF45E	45	83.0 (2108)	4.9 (125)	6.5 (165)
WMPVHC45E	45	83.0 (2108)	6.7 (170)	14.1 (357)
WMPVHCF45E	45	83.0 (2108)	6.7 (170)	7.6 (192)

**Temperature ratings:** Max storage temperature 65°C (149°F);  
Max operating temperature 60°C (140°F)

**Packaging:** Managers include hinged covers, mounting brackets and #12 – 24 screws

**Mounting options:** When attached to the side of a standard 19" EIA rack, the pitch of a WMPV vertical manager is 25.3" and the pitch of a WMPVHC vertical manager is 27.1". Managers can be center mounted between two adjacent EIA 19" or 23" racks by using the WMPVCBE bracket kit. Managers can be mounted to Panduit R2PS and 7 foot R4P series of 4 post racks by using the WMPVSMK hardware kit; two kits are needed for center mounting. Managers can be side or center mounted to the front or rear of a rack with dimensions of up to 1 5/8" (41.1mm) from the outside edge of a rack to the center of the mounting hole by using the WMPVCMB bracket kit; two kits are needed for center mounting; when attached to the side of a 19" rack using a WMPVCMB bracket kit, the pitch of a WMPV vertical manager is 25.8" and the pitch of WMPVHC vertical manager is 27.6".

## key features and benefits

<b>Bend radius fingers</b>	Align with rack spaces to support cables as they transition to the vertical pathway; pass through holes maintain cable bend radius ensuring network performance and reliability
<b>Large finger opening</b>	Each accommodates up to 24 Category 6 cables eliminating the need to remove fingers for cable routing speeding installation and maintenance
<b>Dual hinged cover</b>	Can be opened 110 degrees to the left or right to provide complete access to the cables inside the vertical pathway
<b>Integral cable retainers</b>	On the end of each finger to help contain cables within each rack unit to simplify installation and maintenance

## applications

Panduit® NetRunner™ Vertical Cable Managers provide a cost-effective solution that organize, manage, and protect network cabling in telecommunication rooms and data centers. Cable management fingers simplify cable routing during installation and maintenance. Bend radius control helps protect cables from kinks, snags, and crushing, ensuring system performance

and reliability. Multiple sizes and mounting options allow for use in a variety of applications. When used with Panduit® Mini-Com® Patch Panels, patch cords, horizontal cable managers and racks, the user receives a complete end-to-end solution that satisfies functional requirements and showcases network cabling.

### NetRunner™ Vertical Cable Managers

<b>Front and rear</b>	
22 RU, 4' x 5":	WMPV22E
45 RU, 4' x 5":	WMPV45E
45 RU, 6' x 6":	WMPVHC45E
<b>Front only</b>	
22 RU, 4' x 5":	WMPVF22E
45 RU, 4' x 5":	WMPVF45E
45 RU, 6' x 6":	WMPVHCF45E

### Replacement Covers

4" wide:	WMPVHRCE
6" wide:	WMPVHCRCE

### Standard 2 Post Racks – 7 Foot

19" mount:	R2P
19" mount:	R2PS
23" mount:	R2PW

### 4 Post Racks, 19" Mount – 7 Foot

23" deep:	R4P23*
30" deep:	R4P*
36" deep:	R4P36*
42" deep:	R4P42*

\*Add "CN" for Cage Nut Rails

### NetManager™ High Capacity Horizontal Cable Managers

<b>Front and rear</b>	
1 RU:	NM1
2 RU:	NM2
3 RU:	NM3
4 RU:	NM4

### Front only

1 RU:	NMF1
2 RU:	NMF2
3 RU:	NMF3
4 RU:	NMF4

### PatchLink™ Horizontal Cable Managers

<b>Front and rear, 2 RU:</b>	WMP1E
<b>Front and rear, 1 RU:</b>	WMPSE
<b>Front only, 2 RU:</b>	WMPF1E
<b>Front only, 1 RU:</b>	WMPFSE

### Accessories

**Center mount bracket kit:** WMPVCBE  
(For use with EIA standard racks)

**Side mount hardware kit:** WMPVSMK  
(For use with Panduit R2PS and 7 foot R4P series of 4 post racks)

**Rack adapter bracket kit:** WMPVCMB  
(For use with racks with dimensions up to 1 5/8" (41.1mm) from outside edge of the rack to the center of the mounting hole)

**Cable retainers:** WR5E-X  
(Package of 10)

**Rack top trough with waterfall:** WMPVWF

**End panel:** WMPV45EPB1  
(For use with WMPV45E)


**End panel:** NREPB1  
(For use with WMPVHC45E)

# NetRunner™ Vertical Cable Managers


**1** R2P – 19" Standard EIA Rack, 19" x 7', 45 RU




**2** WMPVHC45E (shown) – 6.7" Wide Front and Rear Vertical Manager – 45 RU  
WMPV45E – 4.9" Wide Front and Rear Vertical Manager – 45 RU



**3** WMPVWF – Rack Top Trough with Waterfall creates pathway above rack, for use with all Panduit 2-Post and 4-Post racks and WMPV45E and WMPVHC45E



**4** NREPB1 (shown) – End Panel for WMPVHC45E  
WMPV45EPB1 – End Panel for WMPV45E



**5** CMPH2 – 2 RU Open-Access™ Horizontal Cable Manager D-rings installed on panels Front D-ring size 3"H x 3"D Rear D-ring size 3"H x 5"D Width 19"



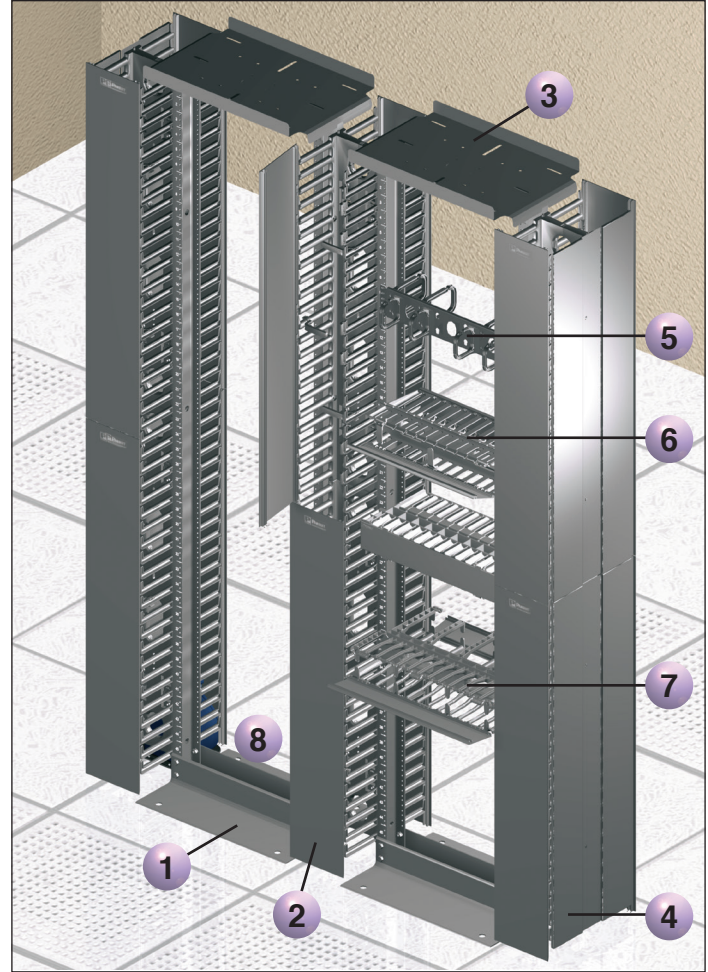
**6** WMP1E – 2 RU PatchLink™ Horizontal Cable Manager



**7** NM2 – 2 RU NetManager™ High Capacity Horizontal Cable Manager



**8** RFG6X8 – Cool Boot™ Raised Floor Air Sealing Grommet



## WORLDWIDE SUBSIDIARIES AND SALES OFFICES

PANDUIT US/CANADA  
Phone: 800.777.3300

PANDUIT EUROPE LTD.  
London, UK  
Phone: 44.20.8601.7200

PANDUIT SINGAPORE PTE. LTD.  
Republic of Singapore  
Phone: 65.6305.7575

PANDUIT JAPAN  
Tokyo, Japan  
Phone: 81.3.6863.6000

PANDUIT LATIN AMERICA  
Guadalajara, Mexico  
Phone: 52.33.3777.6000

PANDUIT AUSTRALIA PTY. LTD.  
Victoria, Australia  
Phone: 61.3.9794.9020

For a copy of Panduit product warranties, log on to [www.panduit.com/warranty](http://www.panduit.com/warranty)

For more information

Visit us at [www.panduit.com](http://www.panduit.com)

Contact Customer Service by email: [cs@panduit.com](mailto:cs@panduit.com)  
or by phone: 800.777.3300

© 2020 Panduit Corp.  
ALL RIGHTS RESERVED.  
RKSP112--WW-ENG  
7/2020