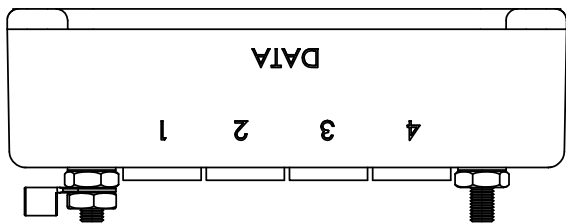
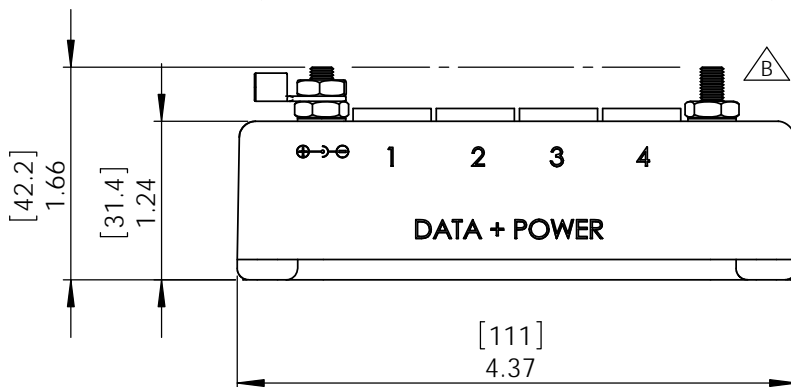
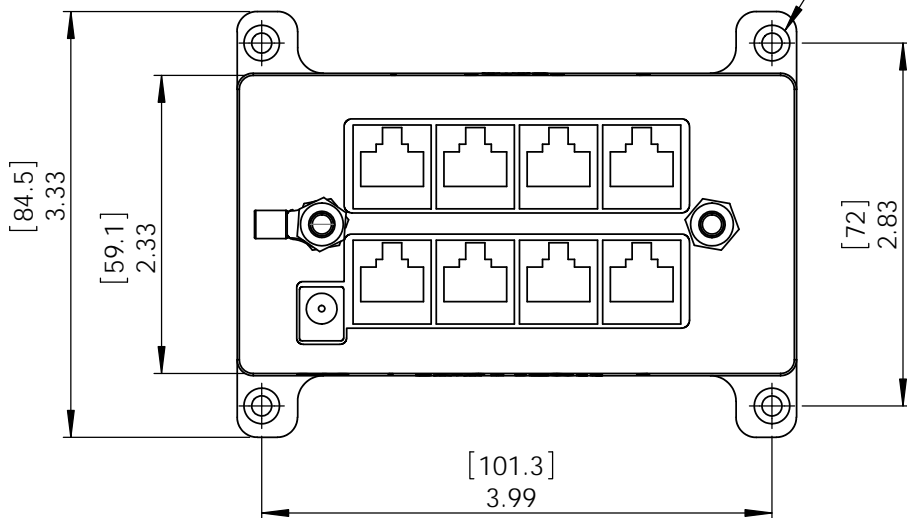
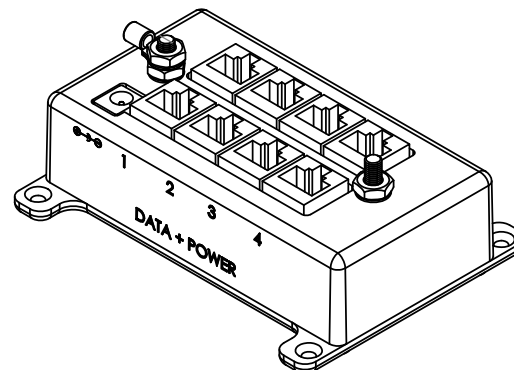


THE INFORMATION CONTAINED IN THIS DRAWING IS THE SOLE PROPERTY OF L-COM, INC. ANY REPRODUCTION IN PART OR WHOLE WITHOUT THE WRITTEN PERMISSION OF L-COM, INC. IS PROHIBITED.

REVISIONS			
REV	DESCRIPTION	DATE	APPROVED
A	INITIAL RELEASE	06/04/10	B.PUCHASKI
B	ECN 6413 LENGTHENED RIGHT HAND STUD TO MATCH GROUND STUD	09/14/12	B.PUCHASKI



COUNTERSUNK MOUNTING HOLE FOR #6 SCREW (4X)



NOTE:  
1- COMPONENTS SHALL BE INDIVIDUALLY PACKAGED IN ACCORDANCE WITH L-COM SPECIFICATION PKG-00012

RoHS Compliant ✓

UNLESS OTHERWISE SPECIFIED, DIMENSIONS ARE IN INCHES [mm]  DIMENSIONAL TOLERANCES: .X = ±.1 .XX = ±.01 .XXX = ±.005  ANGULAR TOLERANCES: ALL = ± 1°  PROJECTION 	APPROVALS DRAWN BY B.PUCHASKI	DATE 06/04/10	 45 BEECHWOOD DRIVE NORTH ANDOVER, MA 01845	
	CHECKED BY M.AUDAS	DATE 06/04/10		CATEGORY POWER SUPPLY
	APPROVED BY M.AUDAS	DATE 06/04/10	PRODUCT DESCRIPTION BT-CAT5-P4x FOUR PORT DC INJECTOR	
	COLOR VARIATIONS MAY OCCUR	SIZE <b>A</b>	FSCM NO. <b>43321</b>	DWG. NO. BT-CAT5-P4x
SCALE: NONE		CAD FILE: BT-CAT5-P4x.SLDDRW		SHEET 1 OF 1