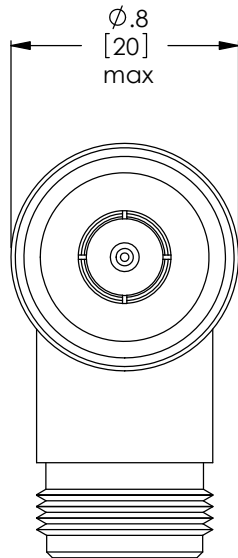


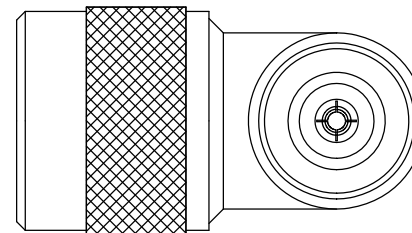
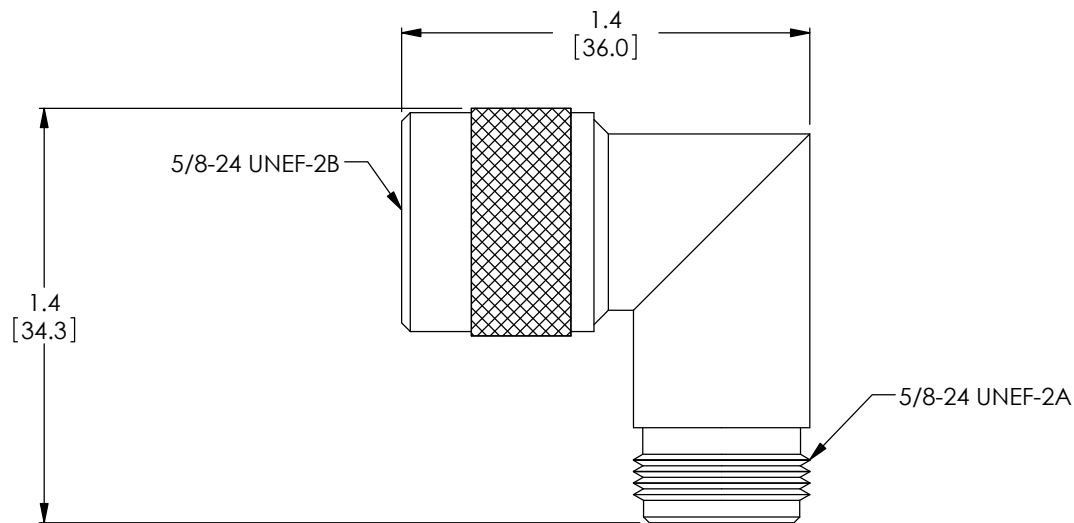
THE INFORMATION CONTAINED IN THIS DRAWING IS THE SOLE PROPERTY OF L-COM, INC. ANY REPRODUCTION IN PART OR WHOLE WITHOUT THE WRITTEN PERMISSION OF L-COM, INC. IS PROHIBITED.

RoHS Compliant ✓

REVISIONS			
REV	DESCRIPTION	DATE	APPROVED
A	TAKEN FROM DWG 96-112003	09/21/09	DFP
B	ECN 6443: REVISED DIMENSIONS, ADDED PACKAGING NOTE #7	10/4/12	D.FRISIELLO




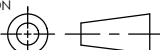
TYPE N PLUG



TYPE N RECEPTACLE

NOTES:

1. ADAPTER BODY AND COUPLING NUT ARE NICKEL PLATED BRASS.
2. CENTER CONTACTS ARE GOLD PLATED OVER NICKEL.
3. DIELECTRIC IS ACETAL
4. SEALING GASKET IS SILICONE RUBBER
5. NOMINAL IMPEDANCE: 50Ω
6. OPERATING TEMPERATURE: -55°C TO +85°C
7. COMPONENT SHALL BE INDIVIDUALLY PACKAGED IN ACCORDANCE WITH L-COM SPECIFICATION PS-0031.

UNLESS OTHERWISE SPECIFIED, DIMENSIONS ARE IN INCHES [mm] OVERALL CABLE LENGTH TOLERANCE: ≤12 [305] = +1 [25] / -0 >12 [305] ≤60 [1524] = +2 [51] / -0 >60 [1524] ≤120 [3048] = +4 [102] / -0 >120 [3048] ≤300 [7620] = +6 [152] / -0 >300 [7620] = +3% / -0% ALL OTHER DIMENSIONAL TOLERANCES: .X = ± .2 .XX = ± .02 .XXX = ± .005	APPROVALS	DATE	 45 BEECHWOOD DRIVE NORTH ANDOVER, MA 01845	
	DRAWN BY D. PARHAM	09/21/2009		
	CHECKED BY D. CASTRO	09/22/2009		
	APPROVED BY D. FRISIELLO	09/22/2009		
PROJECTION 	CONFIGURATION DETAILS OF UNDIMENSIONED FEATURES MAY VARY		CATEGORY COAXIAL	
			PRODUCT DESCRIPTION ADAPTOR RIGHT ANGLE N F/N M	
			SIZE <b>A</b>	REV. <b>B</b>
			SCALE: NONE	SHEET 1 OF 1