



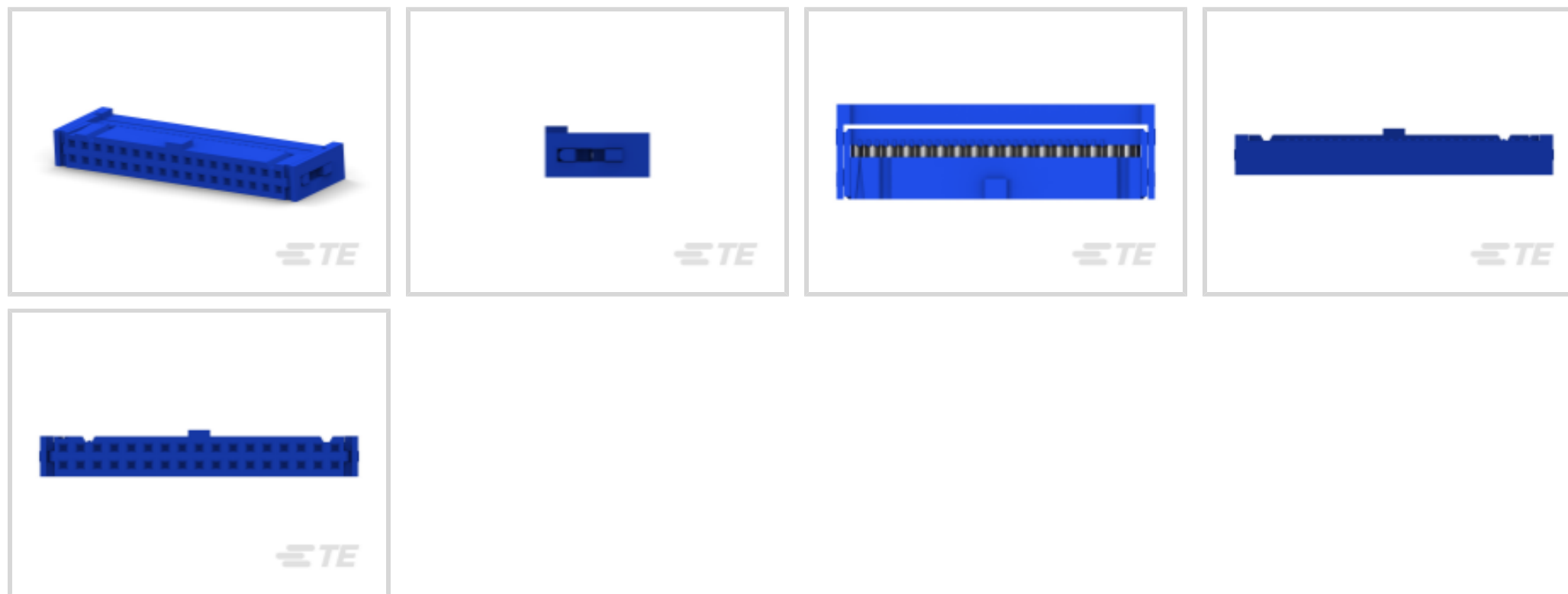
AMP-LATCH

TE Internal #: 1-1658526-9

Ribbon Cable Connectors, Wire-to-Board, 34 Position, 2.54 mm [.1 in] Centerline, Insulation Displacement (IDC), 2 Row, Receptacle

[View on TE.com >](#)

Connectors > PCB Connectors > Wire-to-Board Connectors > FFC, FPC & Ribbon Connectors > Ribbon Cable Connectors



Connector System: **Wire-to-Board**

Number of Positions: **34**

Centerline (Pitch): **2.54 mm [.1 in]**

Termination Method to Wire & Cable: **Insulation Displacement (IDC)**

Row-to-Row Spacing: **2.54 mm [.1 in]**

Features

Product Type Features

Connector Product Type	Connector Assembly
Connector System	Wire-to-Board
Connector & Housing Type	Receptacle
Connector & Contact Terminates To	Wire & Cable

Configuration Features

Compatible With Wire & Cable Type	Ribbon Cable
Number of Positions	34
Number of Rows	2

Contact Features

Wire Contact Termination Area Plating Thickness	2.54 – 5.08 μm[100 – 200 μin]
Wire Contact Termination Area Plating Material	Tin
	30 μin
Contact Mating Area Plating Material	Gold
Contact Current Rating (Max)	1 A



Termination Features

Rectangular Termination Post & Tail Thickness	.36 mm[.014 in]
Rectangular Termination Post & Tail Width	.46 mm[.018 in]
Termination Method to Wire & Cable	Insulation Displacement (IDC)

Mechanical Attachment

Mating Alignment Type	Polarization
Mating Retention	Without
Connector Mounting Type	Cable Mount (Free-Hanging)

Housing Features

Housing Color	Blue
Centerline (Pitch)	2.54 mm[.1 in]

Dimensions

Row-to-Row Spacing	2.54 mm[.1 in]
--------------------	----------------

Usage Conditions

Operating Temperature Range	-55 – 125 °C[-67 – 257 °F]
-----------------------------	----------------------------

Operation/Application

Circuit Application	Signal
---------------------	--------

Product Compliance

[For compliance documentation, visit the product page on TE.com>](#)



EU RoHS Directive 2011/65/EU	Compliant
EU ELV Directive 2000/53/EC	Compliant
China RoHS 2 Directive MIIT Order No 32, 2016	No Restricted Materials Above Threshold
EU REACH Regulation (EC) No. 1907/2006	Current ECHA Candidate List: JUNE 2022 (224) Candidate List Declared Against: JUNE 2022 (224) Does not contain REACH SVHC
Halogen Content	Not Low Halogen - contains Br or Cl > 900 ppm.
Solder Process Capability	Not applicable for solder process capability

Product Compliance Disclaimer

This information is provided based on reasonable inquiry of our suppliers and represents our current actual knowledge based on the information they provided. This information is subject to change. The part numbers that TE has identified as EU RoHS compliant have a maximum concentration of 0.1% by weight in homogenous materials for lead, hexavalent

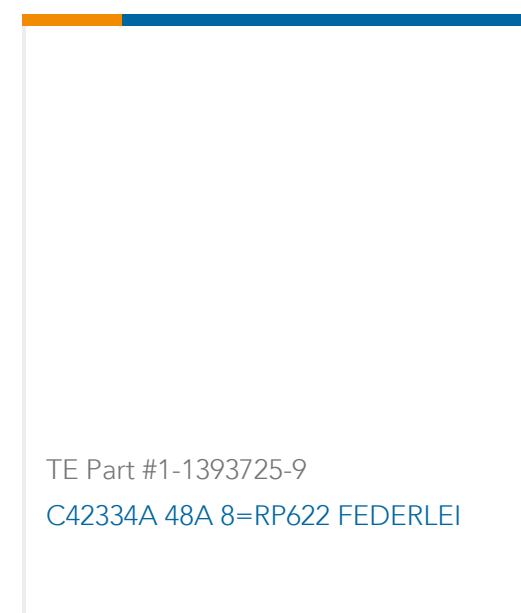
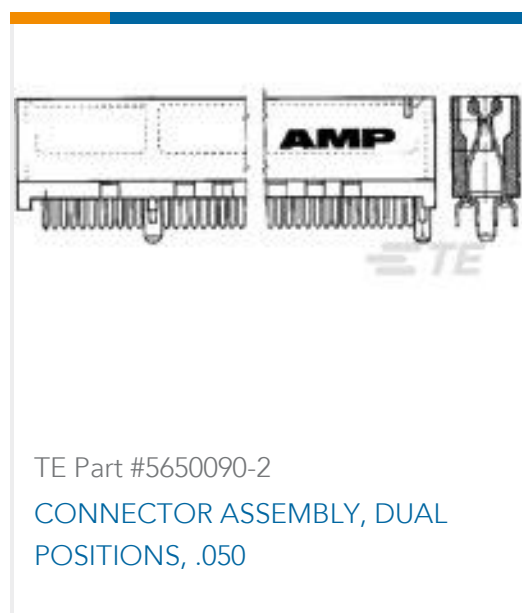
chromium, mercury, PBB, PBDE, DBP, BBP, DEHP, DIBP, and 0.01% for cadmium, or qualify for an exemption to these limits as defined in the Annexes of Directive 2011/65/EU (RoHS2). Finished electrical and electronic equipment products will be CE marked as required by Directive 2011/65/EU. Components may not be CE marked. Additionally, the part numbers that TE has identified as EU ELV compliant have a maximum concentration of 0.1% by weight in homogenous materials for lead, hexavalent chromium, and mercury, and 0.01% for cadmium, or qualify for an exemption to these limits as defined in the Annexes of Directive 2000/53/EC (ELV). Regarding the REACH Regulation, the information TE provides on SVHC in articles for this part number is based on the latest European Chemicals Agency (ECHA) 'Guidance on requirements for substances in articles' posted at this URL: <https://echa.europa.eu/guidance-documents/guidance-on-reach>

Compatible Parts

 <p>TE Part # CAT-AM74-UN384H AMP-LATCH UNIVERSAL HEADERS</p>	 <p>TE Part # 3-1761607-1 IDC LOW PRO HDR 34P RA LG LAT BLUE</p>	 <p>TE Part # 1-1761606-1 IDC LOW PRO HDR 34P VERT LG LAT BLK</p>	 <p>TE Part # 5103311-7 A/L LOW PRO HDR 34P RA BLACK BLK</p>
 <p>TE Part # 5103309-7 A/L LOW PRO HDR 34P VERT BLACK</p>	 <p>TE Part # 3-1761603-1 IDC LOW PRO HDR 34P VERT BLUE</p>	 <p>TE Part # 3-1761606-1 IDC LOW PRO HDR 34P VERT LG LA</p>	 <p>TE Part # 5103308-7 A/L LOW PRO HDR 34P VERT BLACK</p>
 <p>TE Part # 1-1761607-1 IDC LOW PRO HDR 34P RA LG LAT</p>	 <p>TE Part # 2-111446-2 034 UNIV I/O 30DP NO EARS</p>	 <p>TE Part # 5104338-7 A/L LOW PRO HDR 34P VERT HT</p>	 <p>TE Part # 1-1761681-1 IDC LOW PRO HDR 34P VERT HT BLACK</p>
 <p>TE Part # 3-1761605-1 IDC LOW PRO HDR 34P RA BLUE</p>	 <p>TE Part # 5111448-8 034 UNIV I/O 30DP SLOT</p>	 <p>TE Part # 1-1761686-1 IDC LOW PRO HDR 34P VERT LG LAT</p>	 <p>TE Part # 3-1761711-1 IDC LOW PRO HDR 34P VERT LG LA</p>



Customers Also Bought



Documents

Product Drawings

[609-3441LF FEM SOCKT,LEAD FREE](#)

English

CAD Files

[3D PDF](#)

3D

Customer View Model

[ENG_CVM_CVM_1-1658526-9_C.2d_dxf.zip](#)

English

Customer View Model

[ENG_CVM_CVM_1-1658526-9_C.3d_igs.zip](#)

English

Customer View Model

[ENG_CVM_CVM_1-1658526-9_C.3d_stp.zip](#)

English

By downloading the CAD file I accept and agree to the [Terms and Conditions](#) of use.



Datasheets & Catalog Pages

Ribbon Cable Interconnect Solutions

English

Instruction Sheets

Instruction Sheet (U.S.)

English