

3-1734248-0 ✓ ACTIVE




FPC

TE Internal #: 3-1734248-0

FPC Connectors, Flex-to-Board, 30 Position, .039 in [1 mm]
Centerline, Zero Insertion Force (ZIF), Vertical, Surface Mount

[View on TE.com >](#)

Connectors > PCB Connectors > Wire-to-Board Connectors > FFC, FPC & Ribbon Connectors > FPC Connectors



Connector System: **Flex-to-Board**

Number of Positions: **30**

Centerline (Pitch): **1 mm [.039 in]**

Insertion Force Type: **Zero Insertion Force (ZIF)**

PCB Mount Orientation: **Vertical**

Features

Product Type Features

PCB Connector Assembly Type	PCB Mount Receptacle
Connector Product Type	Connector Assembly
Connector System	Flex-to-Board
Insertion Force Type	Zero Insertion Force (ZIF)
FPC Actuator Type	Stuffer (Plunger Style)
Sealable	No
Connector & Contact Terminates To	Flexible Printed Circuit (FPC)

Configuration Features

Compatible With Wire & Cable Type	FFC, FPC
Number of Rows	1
Number of Positions	30
PCB Mount Orientation	Vertical

Electrical Characteristics

Operating Voltage	125 VDC
-------------------	---------



Contact Features

Contact Layout	Inline
PCB Contact Termination Area Plating Material Thickness	.025 μm [1 μin]
Contact Type	Socket
Contact Mating Area Plating Material Thickness	.025 μm [1 μin]
Contact Shape & Form	Single Beam
PCB Contact Termination Area Plating Material	Gold
Contact Base Material	Phosphor Bronze
Contact Mating Location	Top
Contact Mating Area Plating Material	Gold
Contact Current Rating (Max)	1 A

Termination Features

Termination Method to Printed Circuit Board	Surface Mount
---	---------------

Mechanical Attachment

Mating Alignment	With
PCB Mount Alignment	Without
PCB Mount Retention	With
Connector Mounting Type	Board Mount

Housing Features

Housing Material	PA 9T
Housing Color	Black
Centerline (Pitch)	1 mm[.039 in]

Dimensions

Connector Length	37.4 mm[1.472 in]
Connector Height	7.7 mm[.303 in]
Connector Width	4.6 mm[.181 in]
Accepts Flex Cable Thickness	.3 mm[.012 in]

Usage Conditions

Operating Temperature Range	-20 – 85 $^{\circ}\text{C}$ [-4 – 185 $^{\circ}\text{F}$]
-----------------------------	--

Operation/Application

Circuit Application	Signal
---------------------	--------

Identification Marking

Circuit Identification Feature	Without
--------------------------------	---------

Packaging Features

Packaging Quantity	1000
Packaging Method	Tape

Product Compliance

[For compliance documentation, visit the product page on TE.com>](#)

EU RoHS Directive 2011/65/EU	Compliant
EU ELV Directive 2000/53/EC	Compliant
China RoHS 2 Directive MIIT Order No 32, 2016	No Restricted Materials Above Threshold
EU REACH Regulation (EC) No. 1907/2006	Current ECHA Candidate List: JUNE 2022 (224) Candidate List Declared Against: JUNE 2022 (224) Does not contain REACH SVHC
Halogen Content	Not Low Halogen - contains Br or Cl > 900 ppm.
Solder Process Capability	Reflow solder capable to 260°C

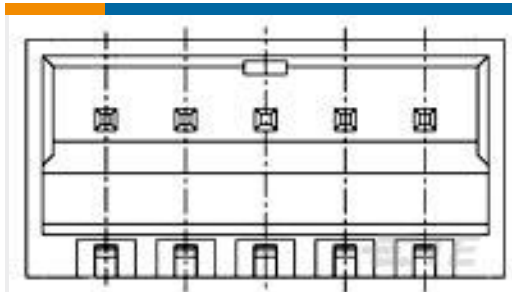
Product Compliance Disclaimer

This information is provided based on reasonable inquiry of our suppliers and represents our current actual knowledge based on the information they provided. This information is subject to change. The part numbers that TE has identified as EU RoHS compliant have a maximum concentration of 0.1% by weight in homogenous materials for lead, hexavalent chromium, mercury, PBB, PBDE, DBP, BBP, DEHP, DIBP, and 0.01% for cadmium, or qualify for an exemption to these limits as defined in the Annexes of Directive 2011/65/EU (RoHS2). Finished electrical and electronic equipment products will be CE marked as required by Directive 2011/65/EU. Components may not be CE marked. Additionally, the part numbers that TE has identified as EU ELV compliant have a maximum concentration of 0.1% by weight in homogenous materials for lead, hexavalent chromium, and mercury, and 0.01% for cadmium, or qualify for an exemption to these limits as defined in the Annexes of Directive 2000/53/EC (ELV). Regarding the REACH Regulation, the information TE provides on SVHC in articles for this part number is based on the latest European Chemicals Agency (ECHA) 'Guidance on requirements for substances in articles' posted at this URL: <https://echa.europa.eu/guidance-documents/guidance-on-reach>

Compatible Parts



Customers Also Bought



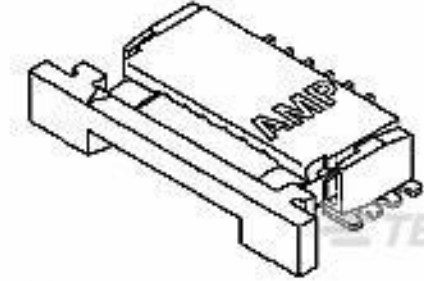
TE Part #5-1775444-3
EMIX CONN., 1.5MM PITCH, HDR, R/A, 3P



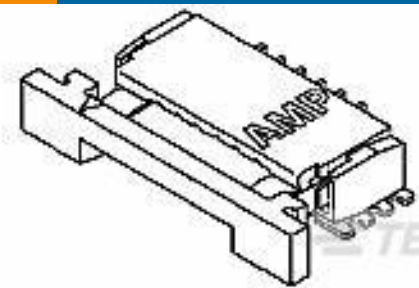
TE Part #8-1419111-3
PT570110



TE Part #1-1393243-4
RTE24110




TE Part #84952-4
1MM FPC HORZ.BTTM CONT.ASS.4P



TE Part #84952-8
1MM FPC HORZ.BTTM CONT.ASS.8P



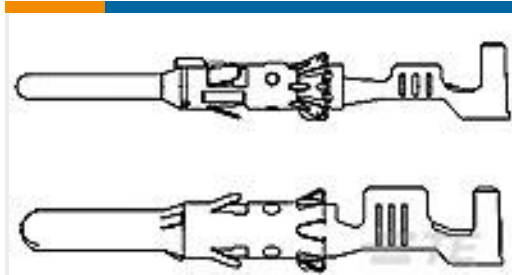
TE Part #1734035-1
MINI USB, TYPE B, R/A, SMT



TE Part #1SNK508410R0000
ZS4-SF1



TE Part #2176339-7
CRGCO 0603 33R 1%



TE Part #1703014-1
DIA 1.5MM CONTACT PIN,ASSY

Documents

Product Drawings

1.0 FPC, ZIF V/T, SMT, 30P

English

CAD Files

3D PDF

3D

Customer View Model

[ENG_CVM_CVM_3-1734248-0_E_c-3-1734248-0-e.2d_dxf.zip](#)

English

Customer View Model

[ENG_CVM_CVM_3-1734248-0_E_c-3-1734248-0-e.3d_igs.zip](#)

English

Customer View Model

[ENG_CVM_CVM_3-1734248-0_E_c-3-1734248-0-e.3d_stp.zip](#)

English

By downloading the CAD file I accept and agree to the [Terms and Conditions](#) of use.



Datasheets & Catalog Pages

[1-1773959-6-flexible-printed-circuit-con](#)

English

[1-1773959-7-FPC-Connectors-CN](#)

[FPC Connector Family](#)

English

[5-1773461-0_Standard_FPC_Connector_Quick_Reference_Guide](#)

English

Product Specifications

[Product Specification](#)

English