

5-749878-7 ✓ ACTIVE

AMPLIMITE | AMPLIMITE 0.50 Series

TE Internal #: 5-749878-7

IDC D-Sub Connectors, Plug, 30 – 28 AWG Solid Wire Size, .05 – .08 mm² Solid Wire Size, Cable-to-Panel, 68 Position, AMPLIMITE 0.50 Series

[View on TE.com >](#)



Connectors > D-Shaped Connectors > D-Sub Connectors > IDC D-Sub Connectors > IDC D-Sub: Plug Assembly, Panel Mount, Signal, 1.27 mm



Connector & Housing Type: **Plug**

Solid Wire Size: **.05 – .08 mm²**

Shielded: **No**

Connector System: **Cable-to-Panel**

[All IDC D-Sub: Plug Assembly, Panel Mount, Signal, 1.27 mm \(6\)](#)

Features

Product Type Features

Rails	With
Connector & Housing Type	Plug
Connector System	Cable-to-Panel
Connector Product Type	Connector Assembly
Sealable	No
Connector & Contact Terminates To	Wire & Cable

Configuration Features

Number of Positions	68
Number of Rows	2
Compatible With Wire & Cable Type	Flat Ribbon Cable, Round Jacketed Cable

Body Features

Bracket Material	Zinc
Color	Black
Bracket Plating Material	Nickel over Copper
Cover Material	Thermoplastic
Ribbon Cable Centerline Spacing	.64 mm[.025 in]
Shell Material	Zinc
Shell Plating Material	Nickel over Copper



Contact Features

	30 µin
Contact Mating Area Plating Material	Gold or Gold Flash over Palladium Nickel
Contact Underplating Material	Nickel, Palladium Nickel
PCB Contact Termination Area Plating Material	Tin
Contact Base Material	Phosphor Bronze
Contact Current Rating (Max)	1 A

Termination Features

Termination Cover Type	Standard
Termination Cover Color	Black
Termination Cover Method	Assembled
Termination Cover	With
Termination Method to Wire & Cable	Insulation Displacement (IDC)

Mechanical Attachment

Mating Connector Lock	With
Mounting Angle	None
Mating Connector Lock Type	Latch Blocks
Panel Mount Feature	With
PCB Mount Retention Type	None
Detent	Without
Screw & Hole Thread Size	2-56 UNC
Connector Mounting Type	Panel Mount

Housing Features

Housing Material	Thermoplastic
Housing Color	Black
Centerline (Pitch)	1.27 mm [.05 in]

Dimensions

Insulation Diameter (Max)	.91 mm
Accepts Wire Insulation Diameter Range	.74 – .91 mm [.029 – .036 in]
Solid Wire Size	.05 – .08 mm ²
Wire Size	.05 – .09 mm ²

Usage Conditions



Operating Temperature Range	-55 – 105 °C[-67 – 221 °F]
-----------------------------	----------------------------

Operation/Application

Shielded	No
Circuit Application	Signal

Industry Standards

UL Flammability Rating	UL 94V-0
Cover Flammability Rating	UL 94V-0

Packaging Features

Packaging Method	Box & Tube, Tube
Packaging Quantity	8

Product Compliance

[For compliance documentation, visit the product page on TE.com>](#)

EU RoHS Directive 2011/65/EU	Compliant
EU ELV Directive 2000/53/EC	Compliant
China RoHS 2 Directive MIIT Order No 32, 2016	No Restricted Materials Above Threshold
EU REACH Regulation (EC) No. 1907/2006	Current ECHA Candidate List: JUNE 2022 (224) Candidate List Declared Against: JUNE 2022 (224) Does not contain REACH SVHC
Halogen Content	Not Low Halogen - contains Br or Cl > 900 ppm.
Solder Process Capability	Not applicable for solder process capability

Product Compliance Disclaimer

This information is provided based on reasonable inquiry of our suppliers and represents our current actual knowledge based on the information they provided. This information is subject to change. The part numbers that TE has identified as EU RoHS compliant have a maximum concentration of 0.1% by weight in homogenous materials for lead, hexavalent chromium, mercury, PBB, PBDE, DBP, BBP, DEHP, DIBP, and 0.01% for cadmium, or qualify for an exemption to these limits as defined in the Annexes of Directive 2011/65/EU (RoHS2). Finished electrical and electronic equipment products will be CE marked as required by Directive 2011/65/EU. Components may not be CE marked. Additionally, the part numbers that TE has identified as EU ELV compliant have a maximum concentration of 0.1% by weight in homogenous materials for lead, hexavalent chromium, and mercury, and 0.01% for cadmium, or qualify for an exemption to these limits as defined in the Annexes of Directive 2000/53/EC (ELV). Regarding the REACH Regulation, the information TE provides on SVHC in articles for this part number is based on the latest European Chemicals Agency (ECHA) 'Guidance on requirements for substances in articles' posted at this URL: <https://echa.europa.eu/guidance-documents/guidance-on-reach>

Compatible Parts




TE Part # CAT-020-ADRV127
AMPLIMITE D-Sub Receptacle Assembly: Vertical, 1.27mm



TE Part # CAT-020-DRAVAP127
D-Sub Receptacle Assembly: Vertical, Action Pin, 1.27mm



TE Part # CAT-018-DRARA127
D-Sub Receptacle Assembly: Right Angle, 1.27mm



TE Part # CAT-AM7-436507
IDC D-Sub: Receptacle Assembly, Panel Mount, Signal, 1.27 mm



TE Part # 749878-7
68 50SR PNL MNT PLUG ASSY



TE Part # 786585-3
50SR SCREWLOCK KIT,BULK,FEMAL



TE Part # 786585-2
50SR SCREWLOCK KIT,FEMALE


Also in the Series | **AMPLIMITE 0.50 Series**



D-Sub Backshells & Clamps(31)




D-Sub Covers(20)



D-Sub Locking & Mounting(8)



IDC D-Sub Connectors(76)



Insertion & Extraction Tools(1)



PCB D-Sub Connectors(191)


Customers Also Bought



TE Part #52928
PIDG SPRSPD 22-16COM22-18MIL 5



TE Part #5-794632-4
24P MICRO MNL ASSY,VRT,HDR,LF



TE Part #6-102692-7
30 MODII 2PC HDR DR SHRD, ROHS



TE Part #42743-1
250 FASTON REC 22-18 AWG BR



TE Part #2-323975-3
SPLICE, BUTT, PIDG, 24-20, T&R



TE Part #1532214-1
M83513/01-FN, MCKS-N1-B-37PS



TE Part #1393763-1
V23100V4005A



TE Part #2000676-9
Keyed Guide Pin, Machined, Multigig



TE Part #1532205-1
M83513/02-EN, MCKS-N1-B-31SS

Documents

Product Drawings

[68 50SR PNL MNT PLUG ASSY, ROHS](#)

English

CAD Files

[3D PDF](#)

English

Customer View Model

[ENG_CVM_5-749878-7_K1.2d_dxf.zip](#)

English

Customer View Model

[ENG_CVM_5-749878-7_K1.3d_igs.zip](#)

English

Customer View Model

[ENG_CVM_5-749878-7_K1.3d_stp.zip](#)

English

By downloading the CAD file I accept and agree to the [Terms and Conditions](#) of use.

Datasheets & Catalog Pages

[AMPLIMITE Subminiature D Connectors - .050 Series Connector](#)

English

[AMPLIMITE .050 Series D-sub Connectors QRG](#)

English

Product Specifications

[Product Specification](#)

English



Product Environmental Compliance

TE Material Declaration

English

Agency Approvals

UL

English