

148412-5 ✓ ACTIVE

EUROCARD | EUROCARD TYPE M

TE Internal #: 148412-5

Eurocard Connectors, Plug, Board-to-Board, .1 in [2.54 mm]

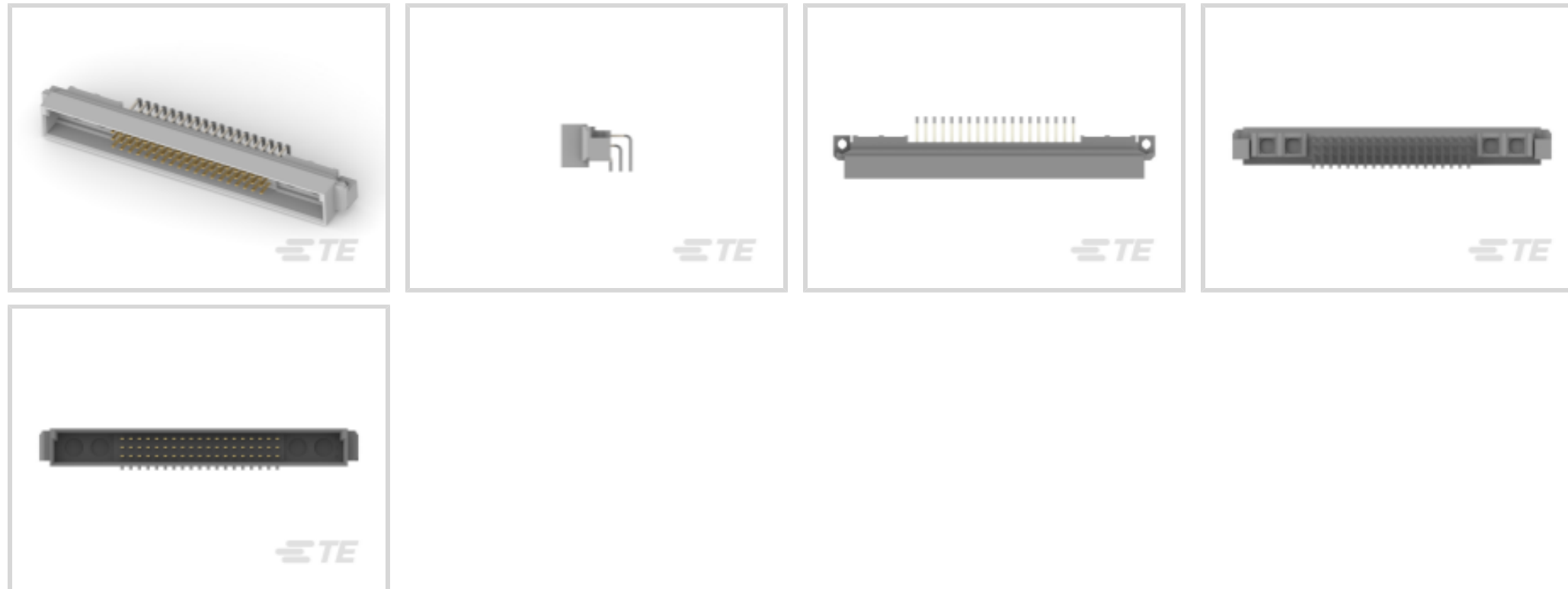
Centerline, Printed Circuit Board, 3 Row, Right Angle, 18 Column,

EUROCARD TYPE M

[View on TE.com >](#)



Connectors > PCB Connectors > Backplane Connectors > Eurocard Connectors



Connector & Housing Type: **Plug**

Connector System: **Board-to-Board**

Termination Post & Tail Length: **2.64 mm [.104 in]**

Centerline (Pitch): **2.54 mm [.1 in]**

Sealable: **No**

Features

Product Type Features

Connector & Housing Type	Plug
Connector System	Board-to-Board
Sealable	No
Connector & Contact Terminates To	Printed Circuit Board
DIN Size	Half
DIN Level	II

Configuration Features

Number of Rows	3
PCB Mount Orientation	Right Angle
Number of Columns	18
Number of Power or Coaxial Positions	4
Number of Signal Positions	60
Rows Loaded	A, B, C

Contact Features



Contact Cross Section	.64 x .64 mm
Contact Type	Pin
Contact Mating Area Plating Material	Tin-Lead
Contact Underplating Material	Nickel
PCB Contact Termination Area Plating Material	Tin-Lead
Contact Base Material	Phosphor Bronze
Contact Current Rating (Max)	1.5 A

Termination Features

Termination Method to Printed Circuit Board	Through Hole - Solder
Termination Post & Tail Length	2.64 mm[.104 in]

Mechanical Attachment

Mating Retention	With
Mating Alignment	Without
PCB Mount Alignment	Without
Panel Mount Feature	Without
PCB Mount Retention	With
PCB Mount Retention Type	Mounting Hole
Connector Mounting Type	Board Mount

Housing Features

Housing Material	Thermoplastic
Housing Color	Gray
Centerline (Pitch)	2.54 mm[.1 in]

Dimensions

Row-to-Row Spacing	2.54 mm[.1 in]
--------------------	----------------

Usage Conditions

Operating Temperature Range	-55 – 105 °C[-67 – 221 °F]
-----------------------------	----------------------------

Operation/Application

Circuit Application	Power & Signal
---------------------	----------------

Industry Standards

UL Flammability Rating	UL 94V-0
------------------------	----------

Packaging Features

Packaging Method	Box
------------------	-----



Product Compliance

[For compliance documentation, visit the product page on TE.com>](#)

EU RoHS Directive 2011/65/EU	Not Compliant
EU ELV Directive 2000/53/EC	Compliant with Exemptions
China RoHS 2 Directive MIIT Order No 32, 2016	Restricted Materials Above Threshold
EU REACH Regulation (EC) No. 1907/2006	Current ECHA Candidate List: JUNE 2022 (224) Candidate List Declared Against: JUNE 2022 (224) SVHC > Threshold: Pb (13% in Component Part) Article Safe Usage Statements: Do not eat, drink or smoke when using this product. Wash thoroughly after handling. Recycle if possible and dispose of the article by following all applicable governmental regulations relevant to your geographic location.
Halogen Content	Not Low Halogen - contains Br or Cl > 900 ppm.
Solder Process Capability	Wave solder capable to 240°C


Product Compliance Disclaimer

This information is provided based on reasonable inquiry of our suppliers and represents our current actual knowledge based on the information they provided. This information is subject to change. The part numbers that TE has identified as EU RoHS compliant have a maximum concentration of 0.1% by weight in homogenous materials for lead, hexavalent chromium, mercury, PBB, PBDE, DBP, BBP, DEHP, DIBP, and 0.01% for cadmium, or qualify for an exemption to these limits as defined in the Annexes of Directive 2011/65/EU (RoHS2). Finished electrical and electronic equipment products will be CE marked as required by Directive 2011/65/EU. Components may not be CE marked. Additionally, the part numbers that TE has identified as EU ELV compliant have a maximum concentration of 0.1% by weight in homogenous materials for lead, hexavalent chromium, and mercury, and 0.01% for cadmium, or qualify for an exemption to these limits as defined in the Annexes of Directive 2000/53/EC (ELV). Regarding the REACH Regulation, the information TE provides on SVHC in articles for this part number is based on the latest European Chemicals Agency (ECHA) 'Guidance on requirements for substances in articles' posted at this URL: <https://echa.europa.eu/guidance-documents/guidance-on-reach>

Compatible Parts

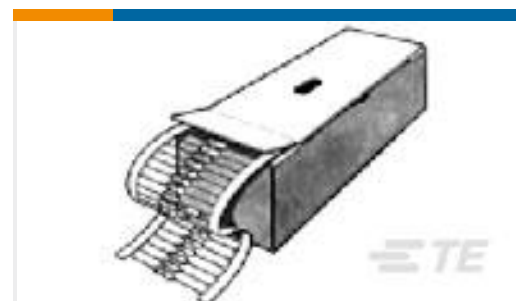
 <p>TE Part # 148375-1 EURO, TYPE M CONTACT, FEMALE</p>	 <p>TE Part # 148420-5 EURO TYPE M REC 60+4, THIN STK</p>	 <p>TE Part # 5148420-5 ASSY, RECPT, TYPE M, EUROCARD, L-F</p>
--	---	---

Also in the Series | EUROCARD TYPE M



Eurocard Connectors(19)

Customers Also Bought

TE Part #1-2176070-3
3521 33R 1% 2WTE Part #1623732-2
BCHE 7 W 10K 5%TE Part #826949-5
5P MOD2 STIFT LEITE Part #2132781-4
04P EP-II HOUSING, NATURALTE Part #2132781-3
03P EP-II HOUSING, NATURALTE Part #1744201-1
EP-II CONTACT LANCELESS, 20-16TE Part #1-2176084-0
EP 7W (S) 330R 5%TE Part #1-2176412-2
5W XSM M/OX 5% 15RTE Part #2-2176412-0
5W XSM M/OX 5% 33RTE Part #5-1879351-0
RR01 5% 330K AMMO

Documents

Product Drawings

[EURO TYPE M PIN ASSY 60+4](#)

English

CAD Files

[3D PDF](#)

3D

[Customer View Model](#)

[ENG_CVM_CVM_148412-5_A.2d_dxf.zip](#)



English

Customer View Model

[ENG_CVM_CVM_148412-5_A.3d_igs.zip](#)

English

Customer View Model

[ENG_CVM_CVM_148412-5_A.3d_stp.zip](#)

English

By downloading the CAD file I accept and agree to the [Terms and Conditions](#) of use.

Product Specifications

[Application Specification](#)

English

Product Environmental Compliance

[Product Compliance](#)

English

[Product Compliance](#)

English