

5650462-4 ✓ ACTIVE

EUROCARD | Eurocard Type R


TE Internal #: 5650462-4

Eurocard Connectors, Receptacle, Board-to-Board, 96 Position, .1 in [2.54 mm] Centerline, Printed Circuit Board, 3 Row, Right Angle, Eurocard Type R

[View on TE.com >](#)



Connectors > PCB Connectors > Backplane Connectors > Eurocard Connectors



Connector & Housing Type: **Receptacle**

Connector System: **Board-to-Board**

Termination Post & Tail Length: **4.24 mm [ .167 in ]**

Number of Positions: **96**

Centerline (Pitch): **2.54 mm [ .1 in ]**

## Features

### Product Type Features

Connector & Housing Type	Receptacle
Connector System	Board-to-Board
Sealable	No
Connector & Contact Terminates To	Printed Circuit Board
DIN Size	Half
DIN Level	II

### Configuration Features

Number of Positions	96
Number of Rows	3
PCB Mount Orientation	Right Angle
Number of Columns	32
Number of Signal Positions	96
Rows Loaded	A, B, C

### Electrical Characteristics



Operating Voltage	250 VAC
-------------------	---------

#### Contact Features

Contact Cross Section	.51 x .25 mm [.02 x .01 in]
PCB Contact Termination Area Plating Material Thickness	2.54 – 5.08 $\mu$ m [100 – 200 $\mu$ in]
Contact Type	Socket
Contact Mating Area Plating Material Thickness	.76 $\mu$ m [30 $\mu$ in]
Contact Mating Area Plating Material	Gold
PCB Contact Termination Area Plating Material	Tin
Contact Base Material	Copper Alloy
Contact Current Rating (Max)	1.5 A

#### Termination Features

Termination Method to Printed Circuit Board	Through Hole - Solder
Termination Post & Tail Length	4.24 mm [.167 in]

#### Mechanical Attachment

Mating Retention	Without
Mating Alignment	Without
PCB Mount Alignment	Without
Panel Mount Feature	Without
PCB Mount Retention	Without
Connector Mounting Type	Board Mount

#### Housing Features

Housing Material	Polymer - GF
Housing Color	Gray
Centerline (Pitch)	2.54 mm [.1 in]

#### Dimensions

Connector Height	10.49 mm [.413 in]
PCB Thickness (Recommended)	1.57 mm [.062 in]
Row-to-Row Spacing	2.54 mm [.1 in]

#### Usage Conditions

Operating Temperature Range	-55 – 105 °C [-67 – 221 °F]
-----------------------------	-----------------------------

#### Operation/Application

Circuit Application	Signal
---------------------	--------

## Industry Standards

UL Flammability Rating	UL 94V-0
------------------------	----------

## Packaging Features

Packaging Method	Box
------------------	-----

## Product Compliance

[For compliance documentation, visit the product page on TE.com>](#)

EU RoHS Directive 2011/65/EU	Compliant
EU ELV Directive 2000/53/EC	Compliant
China RoHS 2 Directive MIIT Order No 32, 2016	No Restricted Materials Above Threshold
EU REACH Regulation (EC) No. 1907/2006	Current ECHA Candidate List: JUNE 2022 (224) Candidate List Declared Against: JUNE 2022 (224) Does not contain REACH SVHC
Halogen Content	Low Halogen - Br, Cl, F, I < 900 ppm per homogenous material. Also BFR/CFR/PVC Free
Solder Process Capability	Wave solder capable to 265°C

















### Product Compliance Disclaimer

This information is provided based on reasonable inquiry of our suppliers and represents our current actual knowledge based on the information they provided. This information is subject to change. The part numbers that TE has identified as EU RoHS compliant have a maximum concentration of 0.1% by weight in homogenous materials for lead, hexavalent chromium, mercury, PBB, PBDE, DBP, BBP, DEHP, DIBP, and 0.01% for cadmium, or qualify for an exemption to these limits as defined in the Annexes of Directive 2011/65/EU (RoHS2). Finished electrical and electronic equipment products will be CE marked as required by Directive 2011/65/EU. Components may not be CE marked. Additionally, the part numbers that TE has identified as EU ELV compliant have a maximum concentration of 0.1% by weight in homogenous materials for lead, hexavalent chromium, and mercury, and 0.01% for cadmium, or qualify for an exemption to these limits as defined in the Annexes of Directive 2000/53/EC (ELV). Regarding the REACH Regulation, the information TE provides on SVHC in articles for this part number is based on the latest European Chemicals Agency (ECHA) 'Guidance on requirements for substances in articles' posted at this URL: <https://echa.europa.eu/guidance-documents/guidance-on-reach>



## Compatible Parts

 <p>TE Part # 650470-5 096 EURO TYPE R PIN ST ASSY</p>	 <p>TE Part # 1-148057-5 096 EURO TYP C RECP 13MM ASSY</p>	 <p>TE Part # 5650908-5 ASSY,PIN,EUROCARD,TYPE R,LEAD-</p>	 <p>TE Part # 5148057-5 ASSY,RECEPTACLE,EUROCARD,TYPE C,LEAD-FRE</p>
---	---	---	---



 <p>TE Part # 5650473-5 ASSY,PIN,EUROCARD,TYPE C,LEAD-</p>	 <p>TE Part # 650947-5 096 EURO TYPE C PIN ST ASSY</p>	 <p>TE Part # 5148059-5 ASSY,RECEPTACLE,EUROCARD,TYPE C,LEAD-FRE</p>	 <p>TE Part # 9-1393644-1 V42254B1200C960=PC612 MESSERLE C,LEAD-FRE</p>
 <p>TE Part # 5650461-4 ASSY,RECEPTACLE,EUROCARD,TYPE</p>	 <p>TE Part # 5535043-4 ASSY,RECEPTACLE,EUROCARD,TYPE</p>	 <p>TE Part # 5650895-4 ASSY,RECEPT,EUROCARD,TYPE R,LE</p>	 <p>TE Part # 5535090-5 ASSEMBLY,RECEPTACLE,EUROCARD, T</p>
 <p>TE Part # 650913-5 096 EURO TYPE C PIN BL ASSY</p>	 <p>TE Part # 5650470-5 ASSY,PIN,EUROCARD,TYPE R,LEAD-</p>	 <p>TE Part # 1-148059-5 096 EURO TYP C RECP 17MM ASSY</p>	 <p>TE Part # 5535032-4 ASSY,RECEPTACLE,EUROCARD,TYPE</p>
 <p>TE Part # 5650913-5 ASSY,PIN,EUROCARD,TYPE C,LEAD-</p>	 <p>TE Part # 5650889-5 ASSY,PIN,EUROCARD,TYPE R,LEAD-</p>	 <p>TE Part # 5650963-5 ASSY,RECEPTACLE,EUROCARD,TYPE</p>	 <p>TE Part # 5148292-5 ASSY,RECEPTACLE,EUROCARD,TYPE</p>

Also in the Series | Eurocard Type R

 <p>Eurocard Connectors(92)</p>	 <p>Standard Edge Connectors(1)</p>
--	---

Customers Also Bought



TE Part #5747847-4  
37 MSFL RCPT RA 318 (IN,FM,BL)



TE Part #3-338310-2  
15POS.HD20 PLUG ASS'Y



TE Part #5747843-4  
37 MSFL PLUG RA 318 (IN,FM,BL)



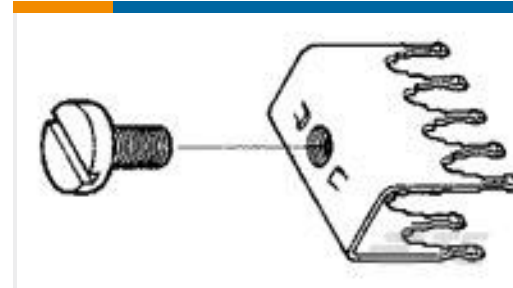
TE Part #5100147-1  
Z-PACK/A RAF 110P




TE Part #747250-6  
09 MSFL PLUG RA 318 (SL,FM)



TE Part #3-647051-3  
03P MTA100 HRD ASSYF/L HT LF



TE Part #5055558-4  
10 POWER TAP ASSY .100



TE Part #499910-3  
016 UNIV HDR SP 4S 15DP STD L2



TE Part #828102-1  
HD-20SCHRAUB-SICHRG

## Documents

### Product Drawings

[ASSY,RECEPTACLE,EUROCARD,TYPE](#)

English

### CAD Files

[3D PDF](#)

3D

Customer View Model

[ENG\\_CVM\\_CVM\\_5650462-4\\_O.2d\\_dxf.zip](#)

English

Customer View Model

[ENG\\_CVM\\_CVM\\_5650462-4\\_O.3d\\_igs.zip](#)

English

Customer View Model

[ENG\\_CVM\\_CVM\\_5650462-4\\_O.3d\\_stp.zip](#)

English

By downloading the CAD file I accept and agree to the [Terms and Conditions](#) of use.

## Product Specifications



## Application Specification

English