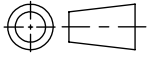
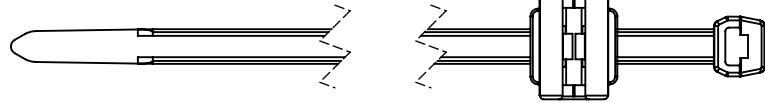


SW2009



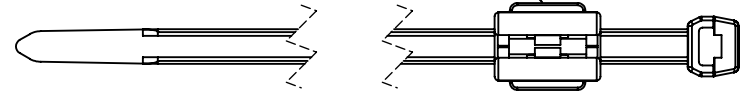
Revision level		Revision Record	Changed	Date	Approved	Date
Drawing	Part					
02	-	SEE ECN# 011645	AAC	11/11/2011	AAC	11/11/2011

EC4A
SEE CHART FOR
MOUNT DRAWING
AND MATERIAL



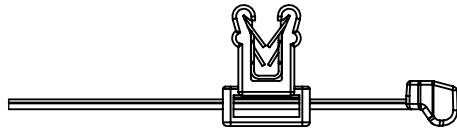
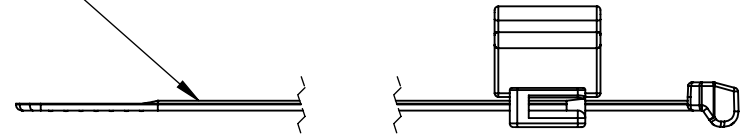
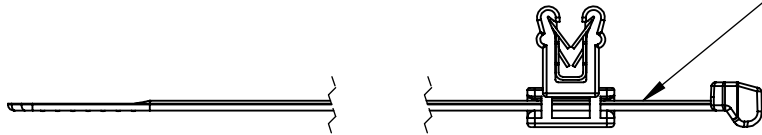
VIEW A

EC4B
SEE CHART FOR
MOUNT DRAWING
AND MATERIAL

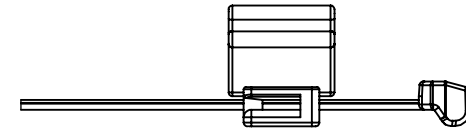


VIEW B

T50ROS
SEE CHART FOR TIE
DRAWING AND MATERIAL



DELIVERY CONDITION:
CABLE TIE CAN BE INSERTED
FROM EITHER SIDE OF EDGE CLIP



Material
SEE CHART

TYPE	VIEW	BUNDLE RANGE	CABLE TIES		MOUNT	
			DRAWING	MATERIAL	DRAWING	MATERIAL
T50ROSEC4A	A	5 to 50	CT10-0737-002CST	PA66HS	CL10-0831-002CST	PA66HIRHS
T50ROSEC4B	B	5 to 50	CT10-0737-002CST		CL10-0831-002CST	PA66HIRHS

Units inches
Dimension without tolerances details to:
.xxxx = ±.0005
.xxx = ±.005
.xx = ±.01
.x = ±.03
None = ±.06
∠ = ±0.5°

The copyright of this drawing is reserved by HellermannTyton. It is issued on condition that it is not reproduced, copied, or disclosed to a third party, either wholly or in part, without the consent of HellermannTyton.

Drawn AAC 11/08/2010
Approved AAC 11/11/2011

HellermannTyton
North America
Email: corp@htamericas.com
Web: www.hellermann.tyton.com

Article/Type-No T50ROSEC4
Title T50ROSEC4
T50ROS CABLE TIE WITH EC4 MOUNT
Drawing-No CT10-0831-004CST
Production : Phase

Scale 1:1
Project Number PRP10-0831
Format AH
Sheet 1/1

Product Number
Cross Reference Record

Uncontrolled Document

Type Number	UNS Universal Number System	Customer Drawing Title
T50ROSEC4A(BK)	156-00860	

Issued By:	Reference Drawing Number:	Issue Date:
HellermannTyton	CT10-0831-004CST	JULY 03,2013