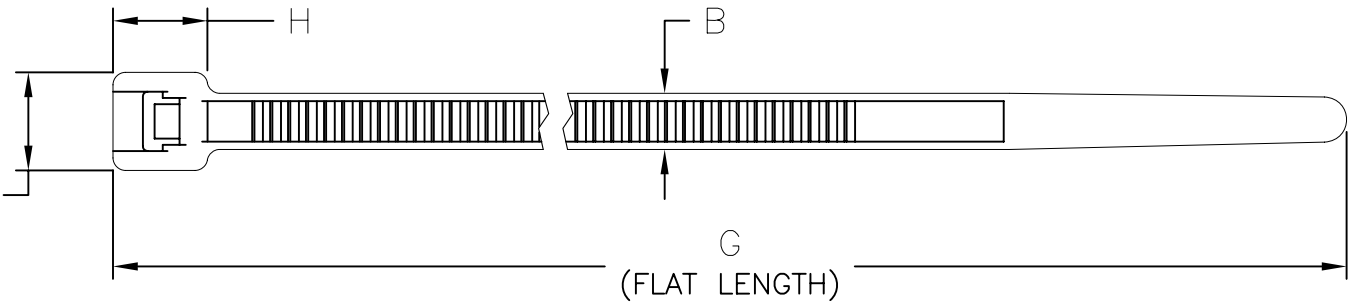
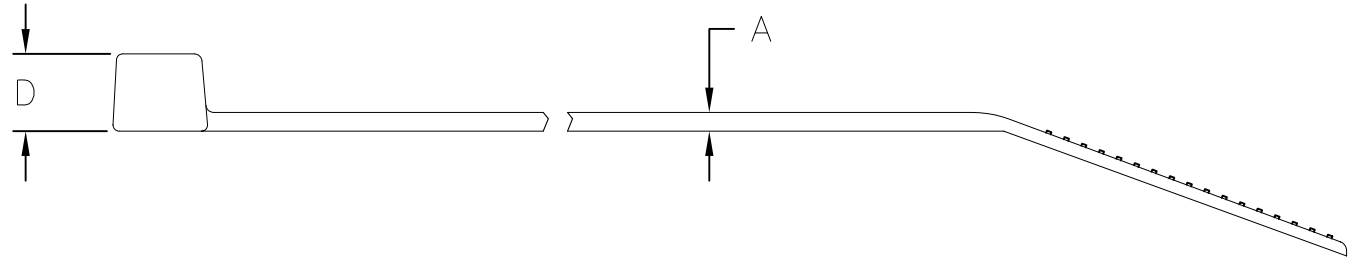


Revision level		Revision Record	Changed	Date	Approved	Date
part	drawing					
—	03					

03

NOTE:

- 1) PRODUCT WAS IDENTIFIED AS T30M PRIOR TO APRIL 3, 2006



PRODUCT CODE DESCRIPTION

T30L\_HS  
 COLOR  
 (CONSULT FACTORY FOR AVAILABLE COLORS)

03

Product Code (See Note 1)	Cable Range (mm)	Material	A	B	D	E	G	H	Min Loop Tensile Strength (newtons)
T30L_	1.5 to 50	PA66	1.2 ±0.2	3.6 ±0.2	4.5 ±0.5	6.0 ±0.5	198.0 ±10.0	6.0 ±0.5	135
T30L_HS		PA66HS							
T30L_UV		PA66UV							
T30L_STNL		PA46							
T30L_VO	3 to 50	PA66VO							

SEE CHART

Material

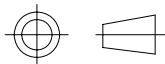
Dimension tolerances unless otherwise specified

- .XXXX =
- .XXX =
- .XX =
- .X = NOTED
- < =

Dimension Units mm

PERFORMANCE SPECIFICATION

ACAD MECH  
2006



Drawn

K.A.C.

05/04/90

Approved

K.A.C.

03/06/06

Scale

2:1

Computer File Number  
CT\CST\2030002\_03

Title

03

T30L  
STANDARD CABLE TIE

Drawing-No

CT2030002CST

Format

AH

Sheet 1 of 1

ALL PROPRIETARY RIGHTS IN THE SUBJECT MATTER SHOWN ON THIS DRAWING ARE EXCLUSIVE PROPERTY OF HELLERMANN TYTON

**HellermannTyton**

7930 N. Faulkner Rd.  
Milwaukee, WI 53224  
Ph: (414) 355-1130  
Fx: (414) 362-8338