

TE Internal #: 5225398-1
RF Plugs & Jacks, BNC RF Interface, Jack, 50 Ω, RG 58A / RG 58C /
RG 58, Snap-Fit, 4 GHz Operating Frequency, Cable-to-Panel, 1
Position, Sealable
[View on TE.com >](#)



Connectors > RF Connectors > RF Plugs & Jacks



RF Interface: **BNC**
RF Connector Style: **Jack**
RF Connector Mated Outer Diameter (Approximate): **14.53 mm [.572 in]**
Impedance: **50 Ω**
Compatible With RF Cable Type: **RG 58, RG 58A, RG 58B, RG 58C**

Features

Product Type Features

Connector Shape	Circular
Connector Seal Type	Gasket
RF Interface	BNC
RF Connector Style	Jack
Compatible With RF Cable Type	RG 58, RG 58A, RG 58B, RG 58C
Connector System	Cable-to-Panel
Sealable	Yes
Connector & Contact Terminates To	Wire & Cable

Configuration Features

Number of Positions	1
Number of Coaxial Contacts	1

Electrical Characteristics

Impedance	50 Ω
-----------	------

Body Features

--	--



Cable Connector Orientation	Straight
Body Material	Brass
Body Plating Material	Nickel

Contact Features

RF Connector Center Contact Underplating Material	Nickel
	1080 μin
Crimp Type	Dual
RF Connector Center Contact Plating Material	Gold
RF Connector Center Contact Material	Beryllium Copper

Termination Features

Termination Method to Wire & Cable	Crimp
------------------------------------	-------

Mechanical Attachment

Panel Attachment Style	Rear Mount
RF Connector Coupling Mechanism	Snap-Fit
Connector Mounting Type	Panel Mount
RF Contact Captivation Method	Mechanical
Detent	With

Dimensions

RF Connector Mated Outer Diameter (Approximate)	14.53 mm[.572 in]
---	-------------------

Usage Conditions

Insulation Option	Uninsulated
Operating Temperature Range	-65 – 165 °C[-85 – 329 °F]

Operation/Application

Operating Frequency	4 GHz
---------------------	-------

Packaging Features

Packaging Method	Bag
------------------	-----

Other

Coupling Nut Base Material	Brass
Grade	Military
Dielectric Material	PTFE

Product Compliance



For compliance documentation, visit the product page on TE.com>

EU RoHS Directive 2011/65/EU	Compliant with Exemptions
EU ELV Directive 2000/53/EC	Compliant with Exemptions
China RoHS 2 Directive MIIT Order No 32, 2016	Restricted Materials Above Threshold
EU REACH Regulation (EC) No. 1907/2006	Current ECHA Candidate List: JUNE 2022 (224) Candidate List Declared Against: JUL 2021 (219) SVHC > Threshold: Pb (3.7% in Component Part) Article Safe Usage Statements: Do not eat, drink or smoke when using this product. Wash thoroughly after handling. Recycle if possible and dispose of the article by following all applicable governmental regulations relevant to your geographic location.
Halogen Content	Low Bromine/Chlorine - Br and Cl < 900 ppm per homogenous material. Also BFR /CFR/PVC Free
Solder Process Capability	Not applicable for solder process capability

Product Compliance Disclaimer

This information is provided based on reasonable inquiry of our suppliers and represents our current actual knowledge based on the information they provided. This information is subject to change. The part numbers that TE has identified as EU RoHS compliant have a maximum concentration of 0.1% by weight in homogenous materials for lead, hexavalent chromium, mercury, PBB, PBDE, DBP, BBP, DEHP, DIBP, and 0.01% for cadmium, or qualify for an exemption to these limits as defined in the Annexes of Directive 2011/65/EU (RoHS2). Finished electrical and electronic equipment products will be CE marked as required by Directive 2011/65/EU. Components may not be CE marked. Additionally, the part numbers that TE has identified as EU ELV compliant have a maximum concentration of 0.1% by weight in homogenous materials for lead, hexavalent chromium, and mercury, and 0.01% for cadmium, or qualify for an exemption to these limits as defined in the Annexes of Directive 2000/53/EC (ELV). Regarding the REACH Regulation, the information TE provides on SVHC in articles for this part number is based on the latest European Chemicals Agency (ECHA) 'Guidance on requirements for substances in articles' posted at this URL: <https://echa.europa.eu/guidance-documents/guidance-on-reach>

Compatible Parts
















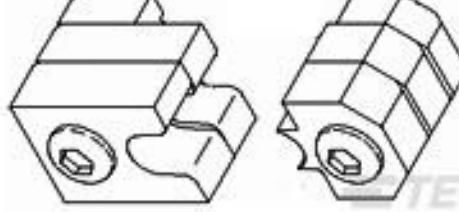















 TE Part # 5225395-1 BNC PLUG DUAL CRIMP RG58,A,B,C	 TE Part # 5227079-5 COMM BNC PLUG	 TE Part # 5225398-7 BNC DUAL CRIMP JAC.J	 TE Part # 8-5227079-2 COMM BNC PLUG
 TE Part # 228979-7 JACK,COML,SERIES BNC,GOLD PL	 TE Part # 413779-3 COML BNC,50 OHM, HEX CRIMP	 TE Part # 5225396-7 BNC JACK DUAL CP RG174,188	 TE Part # 5228686-1 TWIN BNC PCB RCPT
 TE Part # 5332342 TWIN BNC BHD JACK TEF	 TE Part # 91901-1 PREMIUM SDE DIE,BNC RG 55B	 TE Part # 2-329458-1 BNC BHD JACK KIT	 TE Part # 228979-6 JACK,COML,SERIES BNC,GOLD PL
 TE Part # 330878 BNC PLUG POLYPROPYLENE	 TE Part # 414265-3 PLUG, TWIST ON, COML BNC	 TE Part # 5330878 BNC PLUG POLYPROPYLENE	 TE Part # 69727 ECON BNC COAX RG55 DIE SET

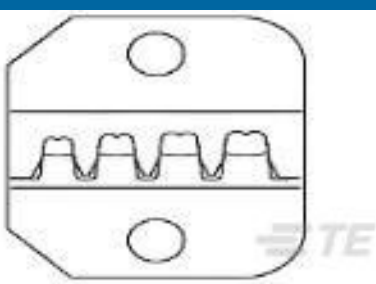
Customers Also Bought

 TE Part #350561-7 UMNL PIN 24-18 .0126 AU/NI/BR	 TE Part #8-1879213-0 CPF 0402 196R 0.1% 25PPM 1K RL	 TE Part #2058365-1 Recpt Kit, Series B to A	 TE Part #2-1393122-0 KHAU-17A11-120=KH
---	---	---	--





TE Part #2266117-1
OCEAN-2.0-APPLICATOR-S-069F0900



TE Part #58539-1
PRO-CRIMPER DIE ASSEMBLY

TE Part #843997-2
MOTOR, 1/4 HP, SINGLE PHASE

TE Part #09RGKLF001
/MCC/9x22/SH/PVC/ULCL3/GY/-/

TE Part #37RGKLF001
Madison Spec 101-6713 Rev. 5

Documents

CAD Files

3D PDF

English

Customer View Model

ENG_CVM_5225398-1_O.2d_dxf.zip

English

Customer View Model

ENG_CVM_5225398-1_O.3d_igs.zip

English

Customer View Model

ENG_CVM_5225398-1_O.3d_stp.zip

English

By downloading the CAD file I accept and agree to the [Terms and Conditions](#) of use.

Datasheets & Catalog Pages

BNC Connectors

English