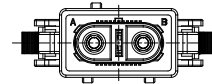
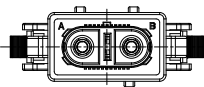
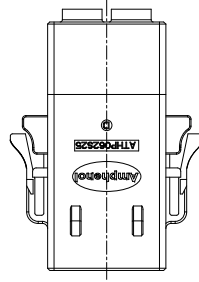
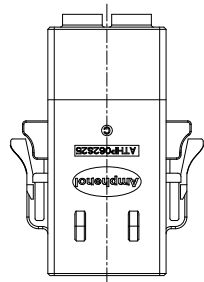
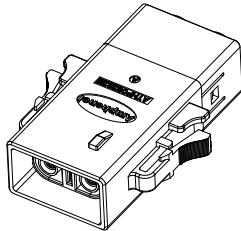


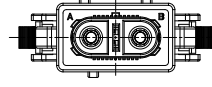
A Key



B Key



C Key



D Key

REVISIONS					
REV	ECO	DESCRIPTION	DATE	BY	APPR
A1	-	FIRST RELEASE	May.22,17	Regan	Tommy
A2	-	MODIFY THE CURRENT RATING	Jul.10,17	White	Tommy
A3	-	ADD BLACK SPECIFICATION	Jan-10-20	Blink	Tommy

NOTES: UNLESS OTHERWISE SPECIFIED

1. MATERIAL:

- 1.1 HOUSING: THERMOPLASTIC UL 94V0
- 1.2 SEAL: SILICONE RUBBER
- 1.3 POWER CONTACT: COPPER ALLOY, Tin PLATED
- 1.4 SHIELDING: COPPER ALLOY, NICKLE PLATED

2. SPECIFICATIONS:

- 2.1 CURRENT RATING: 6.0mm² (MS10B23XX) @35 AMPS
4.0mm² (SS12A1XX-10) @25 AMPS
2.5mm² (SS12A1XX) @20 AMPS

"XX" DENOTES DIFFERENT PLATING.

- 2.2 VOLTAGE RATING: 1000 V AC/DC
- 2.3 OPERATING TEMPERATURE: -40°C TO +130°C
- 2.4 DIELECTRIC WITHSTANDING VOLTAGE: LESS THAN 2 MILLIAMPS CURRENT LEAKAGE @ 3000 VOLTS AC.
- 2.5 INSULATION RESISTANCE: 500 MEGOHMS MIN@25°C.
- 2.6 DEGREE OF PROTECTION: IP67 (MATED CONDITION)
- 2.7 MATING CYCLE DURABILITY: 100 CYCLES
- 2.8 RoHS COMPLIANT

3. ALL DIMENSIONS ARE FOR REFERENCE USE ONLY.

PART NUMBER		Key type	Cable OD Range
The orange shell	The black shell		
ATHP062S25EL-S1	ATHP062S25EL-S1-BLK	A Key	6.5-7.5 mm
ATHP062S25ELB-S1	ATHP062S25ELB-S1-BLK	B Key	
ATHP062S25ELC-S1	ATHP062S25ELC-S1-BLK	C Key	
ATHP062S25ELD-S1	ATHP062S25ELD-S1-BLK	D Key	
ATHP062S25EL-S2	ATHP062S25EL-S2-BLK	A Key	4.8-5.8 mm
ATHP062S25ELB-S2	ATHP062S25ELB-S2-BLK	B Key	
ATHP062S25ELC-S2	ATHP062S25ELC-S2-BLK	C Key	
ATHP062S25ELD-S2	ATHP062S25ELD-S2-BLK	D Key	

QUANTITY	PART NUMBER	DESCRIPTION	ITEM
MATERIALS LIST			
UNLESS OTHERWISE SPECIFIED: 1) All dimensions are in metric(mm). 2) Tolerances are as follows: 1 PL DEC ±0.30 Fractions ±1/64 2 PL DEC ±0.15 Angles ±1° 3 PL DEC ±0.08		SIGNATURES DATE DRAWN: Blink Jan-10-20 CHECKED: ENGINEER: APPROVAL: Tommy Jan-10-20	
MATERIAL SPECIFICATIONS:		CUSTOMER:	
PROCESS SPECIFICATIONS:		THIS DRAWING IS SUPPLIED FOR INFORMATION ONLY. DESIGN FEATURES, SPECIFICATIONS AND PERFORMANCE DATA SHOWN HEREON ARE THE PROPERTY OF THE AMPHENOL CORPORATION. NO RIGHTS OF REPRODUCTION ARE IMPLIED. ALL DIMENSIONS ARE SUBJECT TO NORMAL MANUFACTURING VARIATIONS.	
NEXT ASSY:		SIZE: B C- TYPE: ATHP062S25EL*-Sx-xx SCALE: NONE	DWS NO: A3 SHEET 1 OF 1

TITLE: ATHP, PLUG, 2 PIN WITH EMC SHIELDING
 DWS NO: ATHP062S25EL-Sx-xx
 REV: A3
 SH: 1
 OF: 1

MagnaMate™ ATHP Mini - Contact Options

Crimp Contacts, Machined					
Part Number		AWG	Wire Range (mm ²)	Use with Endcap	Plating
Male	Female				
MP10B23T	MS10B23T	12-10	3.0-6.0	Yes	Tin
MP10B23S	MS10B23S	12-10	3.0-6.0	Yes	Silver
MP10B23F	MS10B23F	12-10	3.0-6.0	Yes	Gold Flash
MP10B23G5	MS10B23G5	12-10	3.0-6.0	Yes	Gold 5μ"
MP10B23G10	MS10B23G10	12-10	3.0-6.0	Yes	Gold 10μ"
MP10B23G15	MS10B23G15	12-10	3.0-6.0	Yes	Gold 15μ"
MS10B23G30	MS10B23G30	12-10	3.0-6.0	Yes	Gold 30μ"

Tooling, Machined	
Part Number	Description
QXRT08	Contact Extraction Tool, #8 (Ø 3.6) Contact
M300BT	Hand Crimper
WA27-300BT-EP	Pneumatic Crimper
TP968	Locator M3200BT and WA27-300BT-EP for Pneumatic Crimper

Plating Options, All	
Symbol	Plating
T	Tin Plated (for Stamped & Formed Contacts)
S	Silver Plated 5Um (for Machined Contacts)
F	Gold Plated
G5	Gold Plated (Thickness 5μ")
G10	Gold Plated (Thickness 10μ")
G15	Gold Plated (Thickness 15μ")
G30	Gold Plated (Thickness 30μ")

Stamped & Formed, Crimp Contacts (14-12AWG)				
Part Number		Size	Wire Range (mm ²)	Plating
Male	Female			
SP12A1T	SS12A1T	2.5mm	2.5-3.5	Tin

Stamped & Formed, Crimp Contacts (4mm ²)				
Part Number		Size	Wire Range (mm ²)	Plating
Male	Female			
SP12A1T-10	SS12A1T-10	4.0mm	4mm ²	Tin

Tooling, Stamped & Formed	
Part Number	Description
MFX-3962	Hand Tool, Stamped & Formed Contact, 2.5mm Contact

Amphenol Sine Systems
 44724 Morley Drive
 Clinton Township, MI 48036 USA
www.amphenol-sine.com
 04/2022