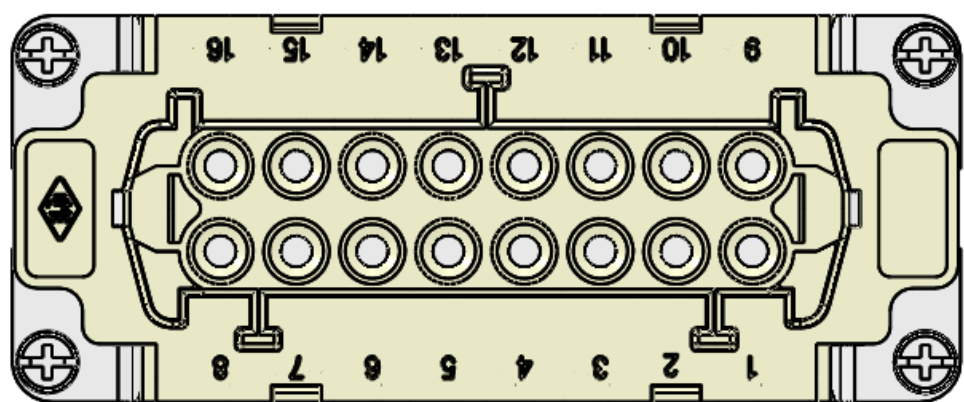
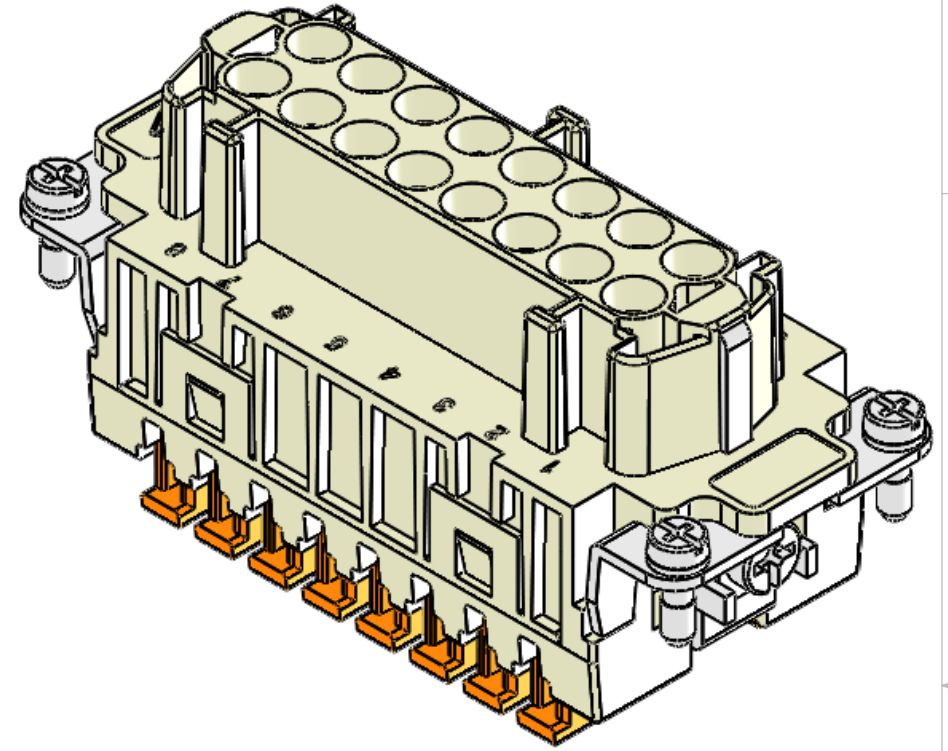
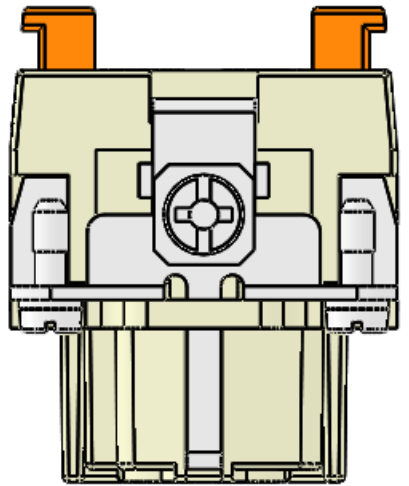
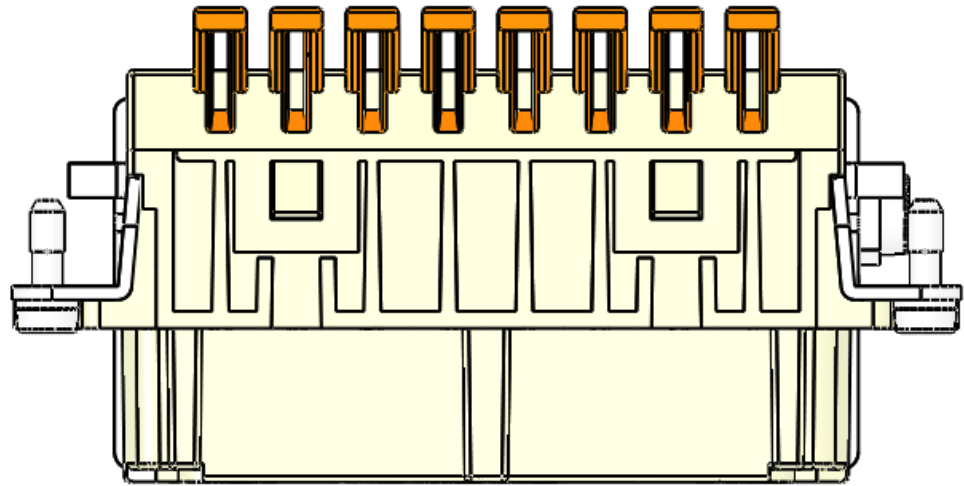
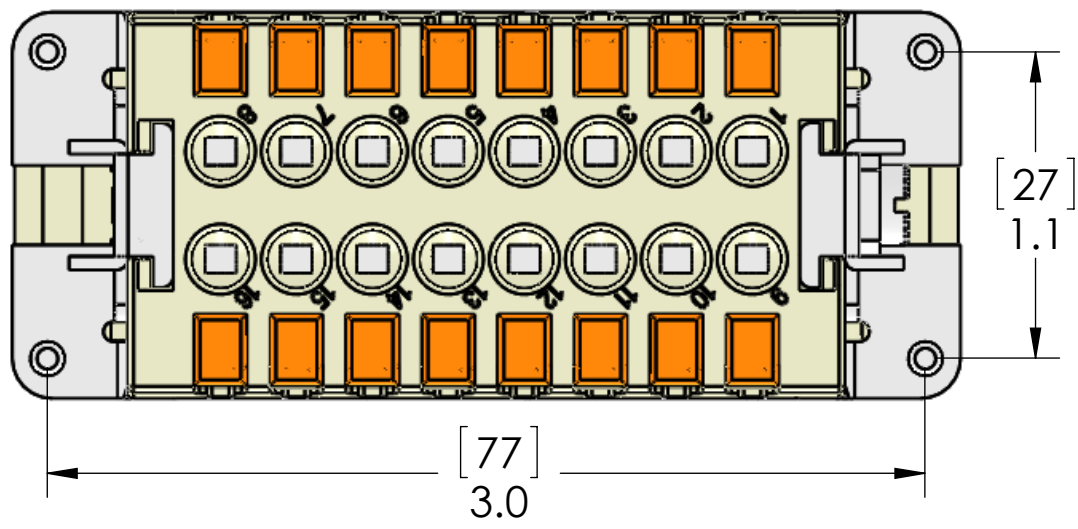


REVISIONS			
REV.	DESCRIPTION	DATE	APPROVED
A	REDRAWN IN SW	1/31/2012	DCT



Connection made via spring clamp.

To use: Strip Wires 0.35" - 0.43" (9 - 11mm)
 Placed stripped wire into opening and press down on orange tab. This will lock the wire into place. Proceed to next terminal.
 (ferruled wires may be used as well)

Acceptable wire AWG: 14 - 24AWG [2.5 - 0.14 sqmm]

MATERIALS	
HOUSING:	GLASS REINFORCED THERMOPLASTIC NICKEL PLATED BRASS HARDWARE
CONTACTS:	SILVER PLATED COPPER ALLOY
SCREWS:	NICKEL PLATED STEEL
RATINGS:	UL / CSA - 600V, 16A. EN 250V/4kV/3, 10A
TEMP:	-40°C - +125°C ambient
APPROVALS:	UL, CSA, & CCC

PROPRIETARY AND CONFIDENTIAL
 THE INFORMATION CONTAINED IN THIS DRAWING IS THE SOLE PROPERTY OF MENCOM CORPORATION. ANY REPRODUCTION IN PART OR AS A WHOLE WITHOUT THE WRITTEN PERMISSION OF MENCOM CORPORATION IS PROHIBITED.

UNLESS OTHERWISE SPECIFIED:		NAME		MENCOM CORPORATION
DIMENSIONS ARE IN INCHES AND [MM]		DRAWN	CAM	
		CHECKED		
		ENG APPR.		
		MFG APPR.		
		Q.A.		TITLE:
		COMMENTS:		16 PL SQUICH FEM INSERT
MATERIAL				SIZE DWG. NO.
FINISH				B CSHF-16
				REV
				A
DO NOT SCALE DRAWING		SCALE: 3:2	WEIGHT:	SHEET 1 OF 1