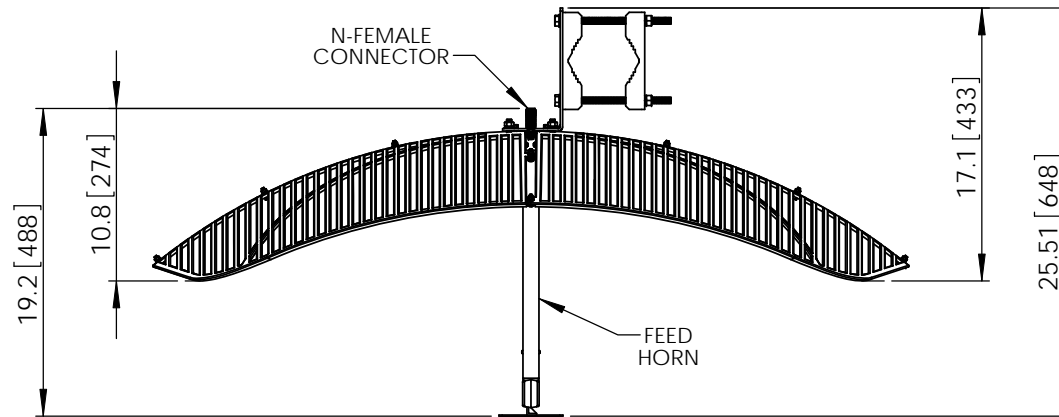


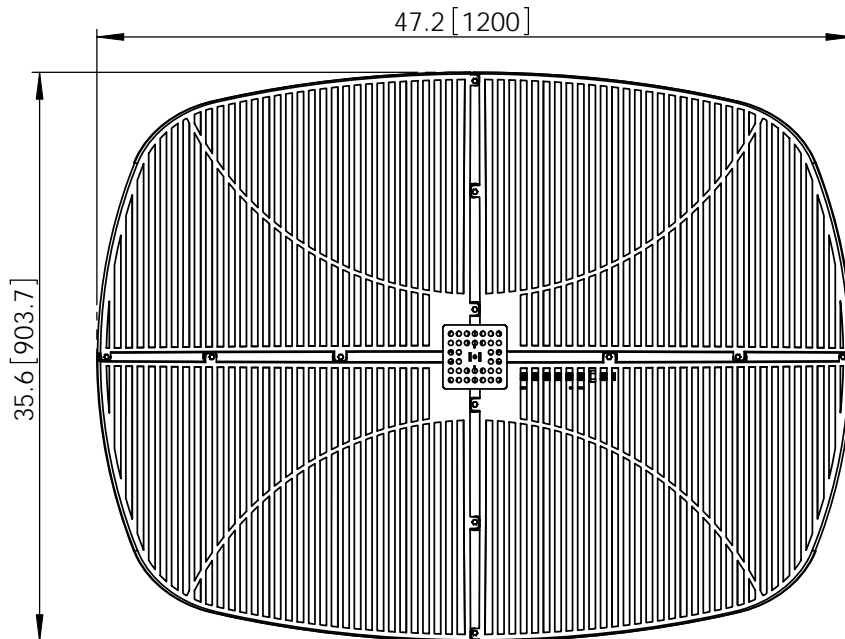
THE INFORMATION CONTAINED IN THIS DRAWING IS THE SOLE PROPERTY OF L-COM, INC. ANY REPRODUCTION IN PART OR WHOLE WITHOUT THE WRITTEN PERMISSION OF L-COM, INC. IS PROHIBITED.

REVISIONS			
REV	DESCRIPTION	DATE	APPROVED
A	INITIAL RELEASE	07/22/11	B.PUCHASKI

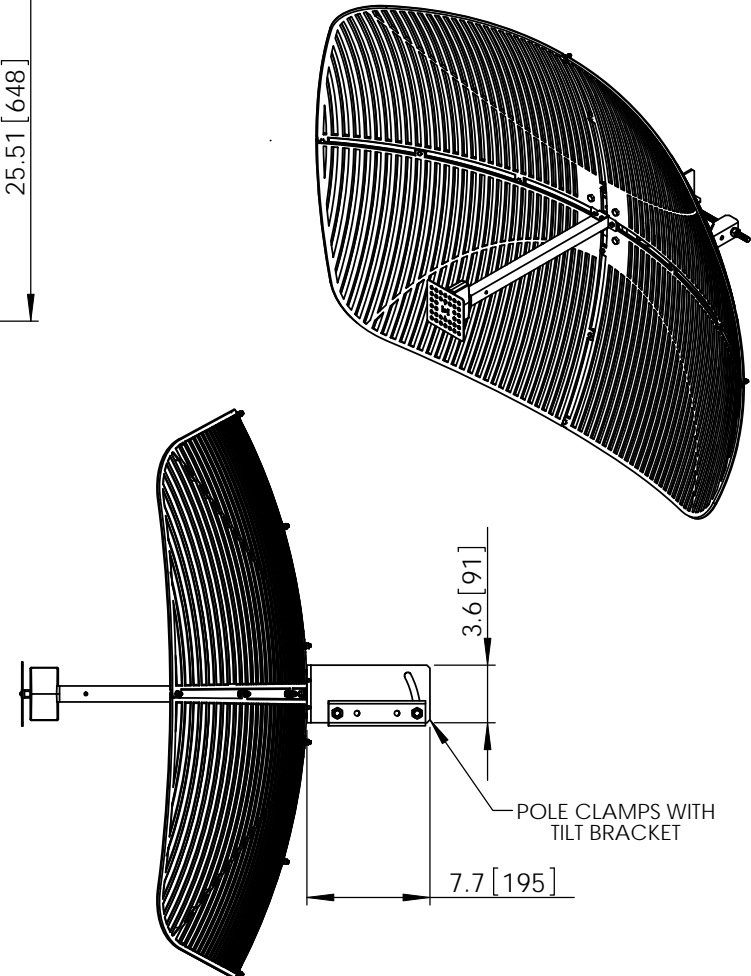
D



C



B



D

C

B

A

NOTES:
PACKAGING:
COMPONENT SHALL BE PACKAGED IN ACCORDANCE
WITH L-COM SPEC PKG-00059

- ALL DIMENSIONS FOR REFERENCE -

RoHS Compliant ✓

UNLESS OTHERWISE SPECIFIED, DIMENSIONS ARE IN INCHES [mm] DIMENSIONAL TOLERANCES: .X = ±.1 .XX = ±.01 .XXX = ±.005 ANGULAR TOLERANCES: ALL = ± 1° PROJECTION 	APPROVALS	DATE	 45 BEECHWOOD DRIVE NORTH ANDOVER, MA 01845	
	DRAWN BY B.PUCHASKI	07/22/11		
	CHECKED BY P.PESA	07/22/11	CATEGORY ANTENNA	
	APPROVED BY P.PESA	07/22/11	PRODUCT DESCRIPTION 2.4GHz 27dbi GRID ANTENNA W/N-FEMALE CONNECTOR	
CONFIGURATION DETAILS OF UNDIMENSIONED FEATURES MAY VARY		SIZE A	FSCM NO. 43321	DWG. NO. HG2427G
COLOR VARIATIONS MAY OCCUR		SCALE: NONE	CAD FILE: HG2427G.SLDDRW	REV. A
		SHEET 1 OF 1		