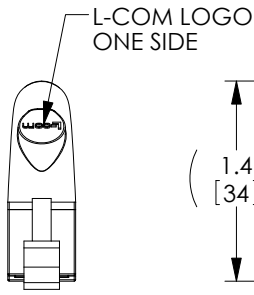


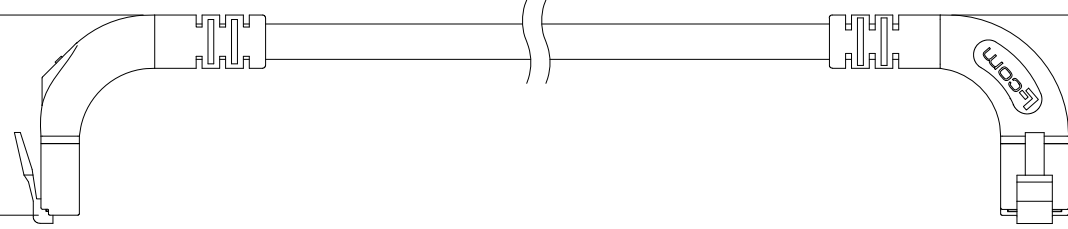
8 7 6 5 4 3 2 1

THE INFORMATION CONTAINED IN THIS DRAWING IS THE SOLE PROPERTY OF L-COM, INC. ANY REPRODUCTION IN PART OR WHOLE WITHOUT THE WRITTEN PERMISSION OF L-COM, INC. IS PROHIBITED.

REVISIONS			
REV	DESCRIPTION	DATE	APPROVED
A	INITIAL RELEASE	3/7/12	D.GRIFFIN
B	ECN6549: ADDED CHANNEL RATING NOTE	2/11/13	D. DESJARDIN
C	ECN 7667: REMOVE CHANNEL RATING NOTE AND ALL LENGTHS OVER 30 FT	11/18/14	D.FRISIELLO



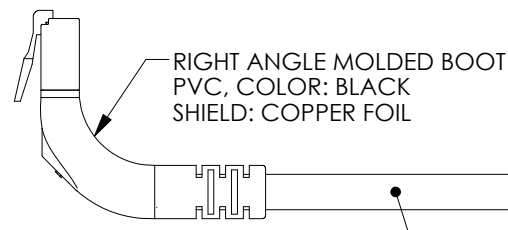
1.4  
[34]



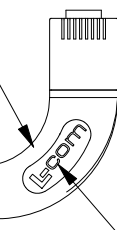
1.4  
[34]

P1 SHIELDED RJ45 MODULAR PLUG GOLD PLATED CONTACTS (8P8C)

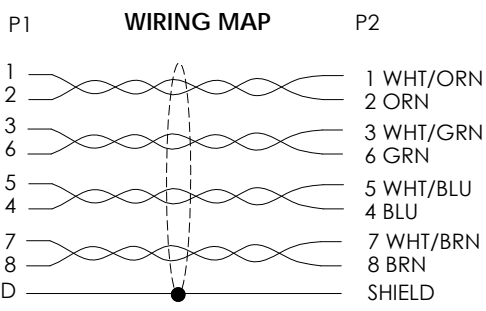
P2 SHIELDED RJ45 MODULAR PLUG GOLD PLATED CONTACTS (8P8C)



RIGHT ANGLE MOLDED BOOT PVC, COLOR: BLACK SHIELD: COPPER FOIL



FOUR SHIELDED TWISTED PAIRS, CATEGORY 5E 26 AWG STRANDED COPPER WITH ALUMINUM/POLYESTER SHIELDING AND DRAIN WIRE PVC JACKET SEE SHEET 2 FOR COLOR



**NOTES:**

1. PLUG CONFORMS TO TIA-1096
2. CABLE ASSEMBLY SHALL BE TESTED FOR CONTINUITY.
3. CABLE ASSEMBLY SHALL BE INDIVIDUALLY PACKAGED IN ACCORDANCE WITH L-COM SPECIFICATION PS-0031.

**REGULATORY COMPLIANCE:**  
CE2011/65/EU(RoHS DIRECTIVE)

UNLESS OTHERWISE SPECIFIED, DIMENSIONS ARE IN INCHES [mm] OVERALL CABLE LENGTH TOLERANCE: ≤12 [305] = +1 [25] / -0 >12 [305] ≤60 [1524] = +2 [51] / -0 >60 [1524] ≤120 [3048] = +4 [102] / -0 >120 [3048] ≤300 [7620] = +6 [152] / -0 >300 [7620] = +5% / -0%	APPROVALS	DATE		45 BEECHWOOD DRIVE NORTH ANDOVER, MA 01845
	DRAWN BY D. DESJARDIN	3/2/12		
ALL OTHER DIMENSIONAL TOLERANCES: .X = ±.2 [5.08] .XX = ±.02 [5.1] .XXX = ±.005 [1.3]	CHECKED BY J. RUST	3/6/12	CATEGORY TELECOM/MODULAR	
	APPROVED BY D. GALLAGHER	3/6/12	PRODUCT DESCRIPTION C5E PVC FTP UP-LFT	
PROJECTION 	CONFIGURATION DETAILS OF UNDIMENSIONED FEATURES MAY VARY		SIZE <b>A</b>	FSCM NO. <b>43321</b>
	COLOR VARIATIONS MAY OCCUR		DWG. NO. TRD815SRA13	REV. <b>C</b>
			SCALE: NONE	CAD FILE: TRD815SRA13.SLDDRW
			SHEET 1 OF 2	

THE INFORMATION CONTAINED IN THIS DRAWING IS THE SOLE PROPERTY OF L-COM, INC. ANY REPRODUCTION IN PART OR WHOLE WITHOUT THE WRITTEN PERMISSION OF L-COM, INC. IS PROHIBITED.



PART NUMBER	COLOR	LENGTH FEET [METERS]	PART NUMBER	COLOR	LENGTH FEET [METERS]	PART NUMBER	COLOR	LENGTH FEET [METERS]	PART NUMBER	COLOR	LENGTH FEET [METERS]
TRD815SRA13BLK-1	BLACK	1.0 [0.30]	TRD815SRA13RD-1	RED	1.0 [0.30]	TRD815SRA13GRY-1	GRAY	1.0 [0.30]	TRD815SRA13Y-1	YELLOW	1.0 [0.30]
TRD815SRA13BLK-2	BLACK	2.0 [0.61]	TRD815SRA13RD-2	RED	2.0 [0.61]	TRD815SRA13GRY-2	GRAY	2.0 [0.61]	TRD815SRA13Y-2	YELLOW	2.0 [0.61]
TRD815SRA13BLK-3	BLACK	3.0 [0.91]	TRD815SRA13RD-3	RED	3.0 [0.91]	TRD815SRA13GRY-3	GRAY	3.0 [0.91]	TRD815SRA13Y-3	YELLOW	3.0 [0.91]
TRD815SRA13BLK-5	BLACK	5.0 [1.52]	TRD815SRA13RD-5	RED	5.0 [1.52]	TRD815SRA13GRY-5	GRAY	5.0 [1.52]	TRD815SRA13Y-5	YELLOW	5.0 [1.52]
TRD815SRA13BLK-7	BLACK	7.0 [2.13]	TRD815SRA13RD-7	RED	7.0 [2.13]	TRD815SRA13GRY-7	GRAY	7.0 [2.13]	TRD815SRA13Y-7	YELLOW	7.0 [2.13]
TRD815SRA13BLK-10	BLACK	10.0 [3.05]	TRD815SRA13RD-10	RED	10.0 [3.05]	TRD815SRA13GRY-10	GRAY	10.0 [3.05]	TRD815SRA13Y-10	YELLOW	10.0 [3.05]
TRD815SRA13BLK-15	BLACK	15.0 [4.57]	TRD815SRA13RD-15	RED	15.0 [4.57]	TRD815SRA13GRY-15	GRAY	15.0 [4.57]	TRD815SRA13Y-15	YELLOW	15.0 [4.57]
TRD815SRA13BLK-20	BLACK	20.0 [6.10]	TRD815SRA13RD-20	RED	20.0 [6.10]	TRD815SRA13GRY-20	GRAY	20.0 [6.10]	TRD815SRA13Y-20	YELLOW	20.0 [6.10]
TRD815SRA13BLK-25	BLACK	25.0 [7.62]	TRD815SRA13RD-25	RED	25.0 [7.62]	TRD815SRA13GRY-25	GRAY	25.0 [7.62]	TRD815SRA13Y-25	YELLOW	25.0 [7.62]
TRD815SRA13BLK-30	BLACK	30.0 [9.14]	TRD815SRA13RD-30	RED	30.0 [9.14]	TRD815SRA13GRY-30	GRAY	30.0 [9.14]	TRD815SRA13Y-30	YELLOW	30.0 [9.14]
TRD815SRA13BL-1	BLUE	1.0 [0.30]	TRD815SRA13GR-1	GREEN	1.0 [0.30]	TRD815SRA13OR-1	ORANGE	1.0 [0.30]			
TRD815SRA13BL-2	BLUE	2.0 [0.61]	TRD815SRA13GR-2	GREEN	2.0 [0.61]	TRD815SRA13OR-2	ORANGE	2.0 [0.61]			
TRD815SRA13BL-3	BLUE	3.0 [0.91]	TRD815SRA13GR-3	GREEN	3.0 [0.91]	TRD815SRA13OR-3	ORANGE	3.0 [0.91]			
TRD815SRA13BL-5	BLUE	5.0 [1.52]	TRD815SRA13GR-5	GREEN	5.0 [1.52]	TRD815SRA13OR-5	ORANGE	5.0 [1.52]			
TRD815SRA13BL-7	BLUE	7.0 [2.13]	TRD815SRA13GR-7	GREEN	7.0 [2.13]	TRD815SRA13OR-7	ORANGE	7.0 [2.13]			
TRD815SRA13BL-10	BLUE	10.0 [3.05]	TRD815SRA13GR-10	GREEN	10.0 [3.05]	TRD815SRA13OR-10	ORANGE	10.0 [3.05]			
TRD815SRA13BL-15	BLUE	15.0 [4.57]	TRD815SRA13GR-15	GREEN	15.0 [4.57]	TRD815SRA13OR-15	ORANGE	15.0 [4.57]			
TRD815SRA13BL-20	BLUE	20.0 [6.10]	TRD815SRA13GR-20	GREEN	20.0 [6.10]	TRD815SRA13OR-20	ORANGE	20.0 [6.10]			
TRD815SRA13BL-25	BLUE	25.0 [7.62]	TRD815SRA13GR-25	GREEN	25.0 [7.62]	TRD815SRA13OR-25	ORANGE	25.0 [7.62]			
TRD815SRA13BL-30	BLUE	30.0 [9.14]	TRD815SRA13GR-30	GREEN	30.0 [9.14]	TRD815SRA13OR-30	ORANGE	30.0 [9.14]			

		45 BEECHWOOD DRIVE NORTH ANDOVER, MA 01845	
CATEGORY <b>TELECOM/MODULAR</b>			
PRODUCT DESCRIPTION <b>C5E PVC FTP UP-LFT</b>			
SIZE <b>A</b>	FSCM NO. <b>43321</b>	DWG. NO. <b>TRD815SRA13</b>	REV. <b>C</b>
SCALE: NONE   CAD FILE: TRD815SRA13.SLDDRW			SHEET 2 OF 2