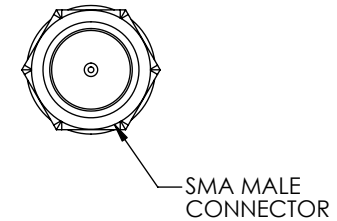
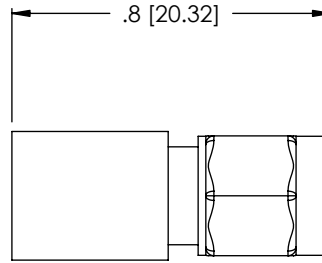
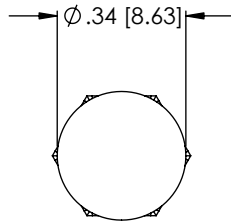


THE INFORMATION CONTAINED IN THIS DRAWING IS THE SOLE PROPERTY OF L-COM, INC. ANY REPRODUCTION IN PART OR WHOLE WITHOUT THE WRITTEN PERMISSION OF L-COM, INC. IS PROHIBITED.

REVISIONS			
REV	DESCRIPTION	DATE	CHANGED BY
A	RELEASED FOR PRODUCTION	03/28/02	MCCORMICK
B	REVISED BODY PLATING	10/01/03	MCCORMICK
C	ECN 1728 REVISED TOLERANCE	04/22/04	MCCORMICK
D	ECN 3194: UPDATE DWG FORMAT	2/8/08	D.GRIFFI



NOTES:

MATERIAL:

BODY: BRASS
 CONTACT: BRASS
 COLOR CAP 50 OHM GREEN: PE
 RESISTOR: METAL
 RING: BRASS
 INSULATOR: PTFE
 GASKET: PVC
 COUPLING NUT: BRASS

FINISH:

BODY: GOLD PLATE
 CONTACT: GOLD PLATE
 RING: GOLD PLATE
 COUPLING NUT: GOLD PLATE

ELECTRICAL:

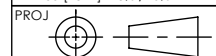
IMPEDANCE: 50 OHMS

PACKAGING:

INDIVIDUALLY PACKAGE IN A POLYBAG

RoHS Compliant ✓

UNLESS OTHERWISE SPECIFIED,
 DIMENSIONS ARE IN INCHES [mm]
 TOLERANCES TO BE:
 .X ±.1 [2.5] ANGLES ±2°
 .XX ±.01 [.25]
 .XXX ±.005 [.13]
 OVERALL CABLE LENGTH TOL:
 ≤ 60 [1524] +3 [76.2] / -0
 > 60 [1524] +5% / -0%



APPROVALS	DATE
DRAWN BY C.MCCORMICK	03/28/2002
CHECKED BY D.PARHAM	03/28/2002
APPROVED BY R.CARRICK	03/28/2002

CONFIGURATION DETAILS OF
 UNDIMENSIONED FEATURES
 MAY VARY

L-com CONNECTIVITY PRODUCTS		45 BEECHWOOD DRIVE NORTH ANDOVER, MA 01845	
CATEGORY		COAXIAL	
PRODUCT DESCRIPTION		TERMINATOR SMA M 50 OHM	
SIZE A	FSCM NO. 43321	DWG. NO. BTS5M	REV. D
SCALE: NONE		CAD FILE: BTS5M.SLDDRW	SHEET 1 OF 1