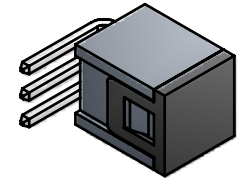
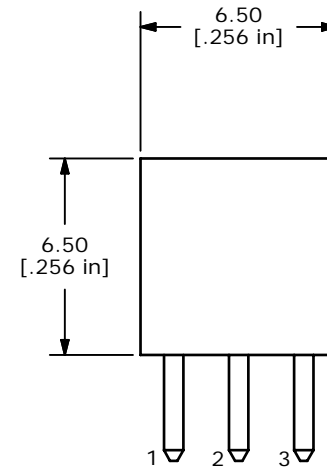
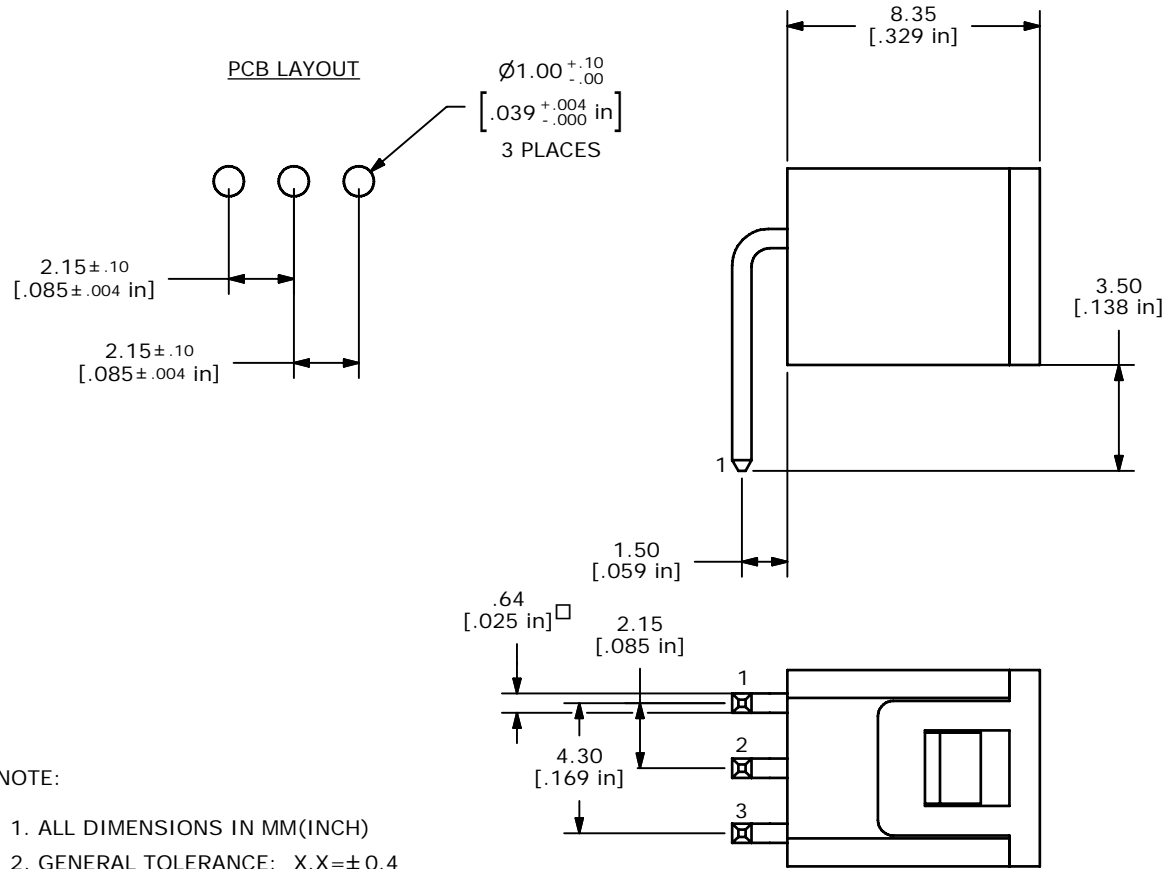
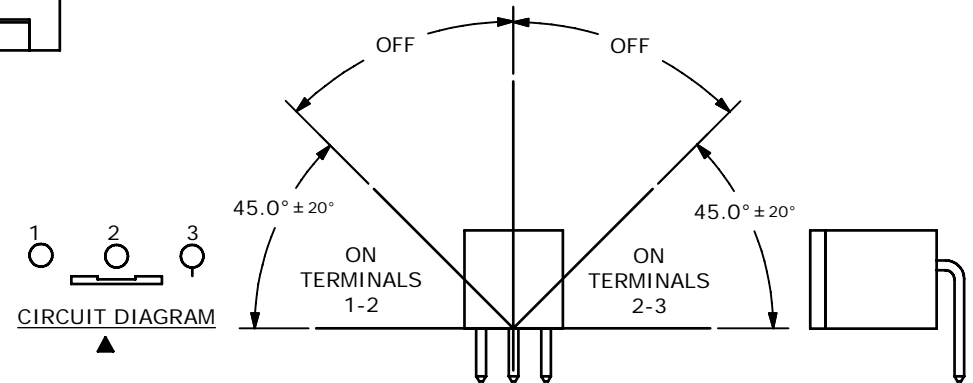


PCB LAYOUT



NOTE:

1. ALL DIMENSIONS IN MM(INCH)
2. GENERAL TOLERANCE: X.X=±0.4  
X.XX=±0.25
3. TERMINAL NUMBERS FOR REFERENCE ONLY.
4. RATING: 20 mA @ 20V
- ▲ 5. PLATING: SILVER
6. CONTACT RESISTANCE: 5 OHMS MAX.
7. LIFE CYCLES: 1,000,000
8. INSULATION RESISTANCE: 100 M OHMS MIN @ 100VDC.
9. DIELECTRIC STRENGTH: 500 VAC FOR 1 MINUTE
10. OPERATING TEMPERATURE: -25°C TO +70°C
11. STORAGE TEMPERATURE: -40°C TO +85°C
12. ▲ DENOTES CRITICAL DIMENSION
13. 2002/95/EC (ROHS) COMPLIANT



A	19160	New Release	6/15/10	rc
REV	PCR NO	DESCRIPTION	DATE	BY

TITLE TM1000Q				
SCALE	DATE	DR	DWG	REV
4:1	6/15/2010	rc	P700000	A

THE INFORMATION CONTAINED IN THIS DOCUMENT IS PROPRIETARY TO E-SWITCH AND IS NOT TO BE COPIED OR TRANSFERRED