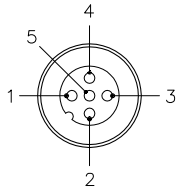


MALE END VIEW

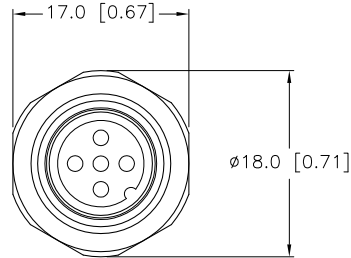


- 1 = BROWN
- 2 = WHITE
- 3 = BLUE
- 4 = BLACK
- 5 = GRAY

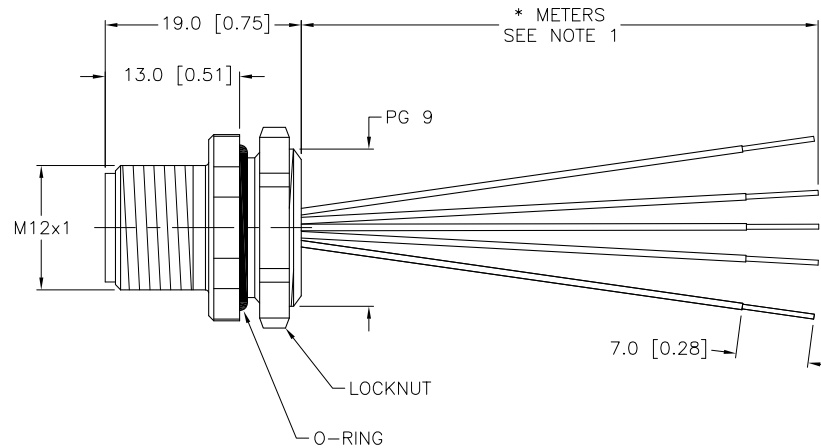


SPECIFICATIONS

|                                 |                                   |
|---------------------------------|-----------------------------------|
| CONTACT CARRIER MATERIAL        | NYLON OR TPU                      |
| CONTACT MATERIAL/PLATING        | BRASS/GOLD                        |
| HOUSING/LOCKNUT MATERIAL/FINISH | STAINLESS STEEL/PASSIVATED        |
| O-RING MATERIAL                 | NITRILE                           |
| RATED CURRENT [A]               | 4.0 A                             |
| RATED VOLTAGE [V]               | 250 V                             |
| CONDUCTOR INSULATION MATERIAL   | PVC                               |
| NUMBER OF CONDUCTORS [AWG]      | 5x24 AWG                          |
| TEMPERATURE RANGE               | -40°C to +105°C (-40°F to +221°F) |
| PROTECTION CLASS                | MEETS NEMA 1,3,4,6P AND IEC IP68  |



END VIEW  
LOCKNUT REMOVED



| CABLE LENGTH | TOLERANCE   |
|--------------|---|
| ALL LENGTHS  | + 4% (OR 50mm) OF LENGTH<br>- 0% (OR 0mm) OF LENGTH<br>WHICHEVER IS GREATER |
| STRIP LENGTH | TOLERANCE   |
| 0-7mm        | ±0.5mm  |
| 8-29mm       | ±1.0mm  |
| 30-49mm      | ±2.0mm  |
| 50-69mm      | ±3.0mm  |
| 70-100mm     | ±4.0mm  |
| OVER 100mm   | ±5.0mm  |

NOTES:

1. "\*" INDICATES LEAD LENGTH IN METERS. CONTACT TURCK TO ORDER SPECIFIC LENGTHS.

SOURCE DRAWING - FOR REFERENCE ONLY

|                   |  |   |                     |   |                    |  |                          |
|-------------------|--|---|---------------------|---|--------------------|--|--------------------------|
| RELATED DOCUMENTS |  | 3RD ANGLE PROJECTION  |                     | THIS DRAWING IS PROPERTY OF TURCK INC. USE OF THIS DOCUMENT WITHOUT WRITTEN PERMISSION IS PROHIBITED. |                    | <b>TURCK INC</b><br>High Technology Sensors and Automation Controls<br>3000 CAMPUS DRIVE<br>MINNEAPOLIS, MN 55441<br>1-800-544-7769<br>(763) 553-7300<br>(763) 553-0708 fax<br>turck.com |                          |
| 1.                |  |   | DRFT                | RWC   | DATE               | 10/06/06   | DESCRIPTION<br>FSV 4.5-* |
| 2.                |  |   | DSGN                |   | SCALE              | 1=.8   |                          |
| 3.                |  | ALL DIMENSIONS DISPLAYED ON THIS DRAWING ARE FOR REFERENCE ONLY | UNIT OF MEASUREMENT |   | IDENTIFICATION NO. |  | REV                      |
| 4.                |  |   | MILLIMETER [ INCH ] |   |                    |  | D                        |
| MATERIAL          |  | SEE SPECIFICATIONS  |                     | CONTACT TURCK FOR MORE INFORMATION  |                    | DO NOT SCALE THIS DRAWING  |                          |
| FINISH            |  | SEE SPECIFICATIONS  |                     | FILE: 777007886   |                    | SHEET 1 OF 1   |                          |

|     |  |     |          |         |
|-----|--|-----|----------|---------|
| D   | DRAWING PROCESSED AS PART OF ECO 33971 | CBM | 04/06/11 | 33971   |
| REV | DESCRIPTION                            | BY  | DATE     | ECO NO. |