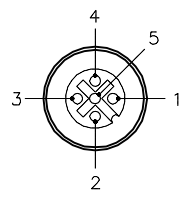
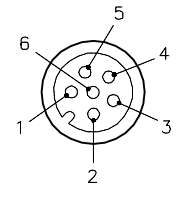


FEMALE END VIEW



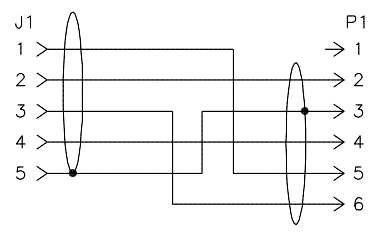
- 1 = BROWN
- 2 = WHITE
- 3 = RED
- 4 = GREEN
- 5 = DRAIN

MALE END VIEW



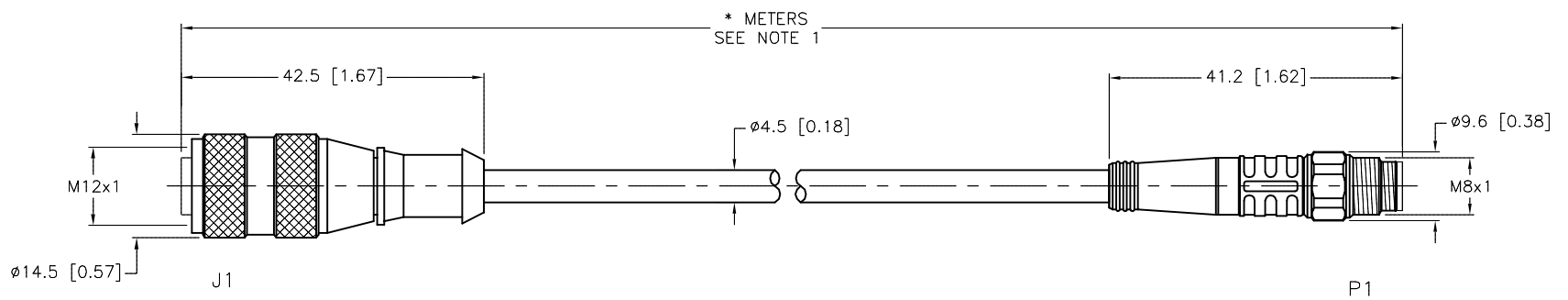
- 1 = N/C
- 2 = WHITE
- 3 = DRAIN
- 4 = GREEN
- 5 = BROWN
- 6 = RED

WIRING DIAGRAM



SPECIFICATIONS

CONTACT CARRIER MATERIAL	NYLON OR TPU
MOLDED HEAD MATERIAL/COLOR	TPU/YELLOW
CONTACT MATERIAL/PLATING	BRASS/GOLD
COUPLING NUT MATERIAL/PLATING (J1)	BRASS/NICKEL
COUPLING NUT MATERIAL/FINISH (P1)	STAINLESS STEEL/PASSIVATED
RATED CURRENT [A]	1.0 A
RATED VOLTAGE [V]	24 VDC
OUTER CABLE JACKET MATERIAL/COLOR	PVC/YELLOW
CONDUCTOR INSULATION MATERIAL	PVC
NUMBER OF CONDUCTORS [AWG]	5x26 AWG
DRAIN/SHIELD	26 AWG/ALUM.-POLYESTER FOIL
TEMPERATURE RANGE	-40°C to +105°C (-40°F to +221°F)
PROTECTION CLASS	MEETS NEMA 1,3,4,6P AND IEC IP67



CABLE LENGTH	TOLERANCE *
ALL LENGTHS	+ 4% (OR 50mm) OF LENGTH - 0% (OR 0mm) OF LENGTH WHICHEVER IS GREATER
STRIP LENGTH	TOLERANCE *
0-7mm	±0.5mm
8-29mm	±1.0mm
30-49mm	±2.0mm
50-69mm	±3.0mm
70-100mm	±4.0mm
OVER 100mm	±5.0mm

\* UNLESS OTHERWISE SPECIFIED

- NOTES:
- "\*" INDICATES CABLE LENGTH IN METERS. CONTACT TURCK TO ORDER SPECIFIC LENGTHS.
  - "/CS10642" DESIGNATES SPECIAL WIRING.

SOURCE DRAWING - FOR REFERENCE ONLY

RELATED DOCUMENTS 1. 2. 3. 4.	3RD ANGLE PROJECTION 	THIS DRAWING IS CONFIDENTIAL AND THE PROPERTY OF TURCK INC. USE OF THIS DOCUMENT WITHOUT WRITTEN PERMISSION IS PROHIBITED.		<p>3000 CAMPUS DRIVE MINNEAPOLIS, MN 55441 1-800-544-7769 (763) 553-7300 (763) 553-0708 fax www.turck.us</p>
		DRFT	RDS	
MATERIAL SEE SPECIFICATIONS	ALL DIMENSIONS DISPLAYED ON THIS DRAWING ARE FOR REFERENCE ONLY	APVD	SCALE 1=1.0	DESCRIPTION RK 4.5T-*--PSGV 6M/CS10642
FINISH SEE SPECIFICATIONS		UNIT OF MEASUREMENT <b>MILLIMETER [ INCH ]</b>		IDENTIFICATION NO.
DO NOT SCALE THIS DRAWING		FILE: 777020046		REV F

F	UPDATE MALE COUPLING NUT	KMY	03/18/13	40642
REV	DESCRIPTION	BY	DATE	ECO NO.