
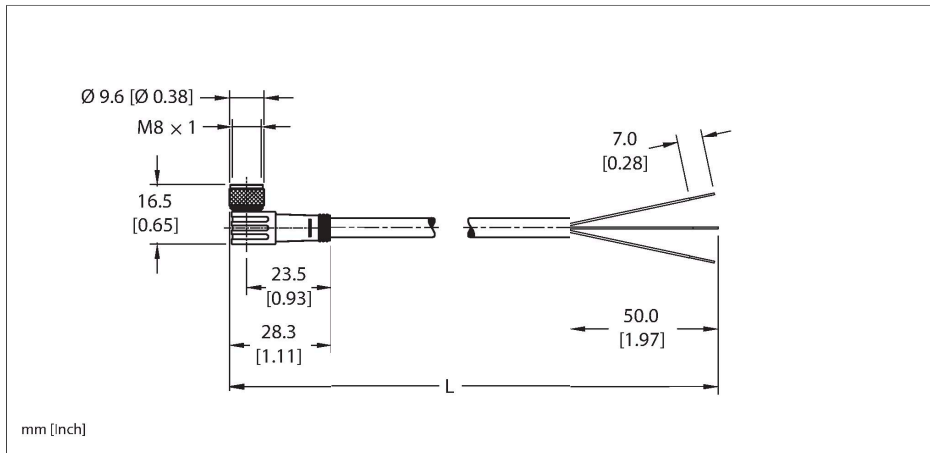


PKW 3M-2/S90/S101

Actuator and Sensor Cordset – Connection Cable



Technical data

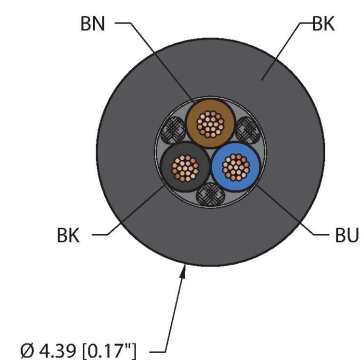
Type	PKW 3M-2/S90/S101
ID	U0071-18
Connector A	Female, M8 × 1, Right angle
Design specification	Acc. to IEC 61076-2-104
Number of contacts	3
Contacts	Brass, CuZn, Gold-plated
Contact carriers	Plastic, Nylon or TPU, Black
Connector body	Plastic, TPU, Yellow
Coupling nut	Brass, CuZn, Nickel-plated
Connector seal	O-ring, Plastic, FKM/FPM
Tightening torque (range)	0.4 ... 0.8 Nm (note max. torque of mating connector!)
Mechanical life	> 100 Mating cycles
Pollution degree	3
Protection class (When coupled)	IP68
	NEMA: 1, 3, 4, 6P
Cable data	
Cable ID	RF51166
Total number of conductors	3
Cable diameter	Ø 4.39 mm
Length (L)	2 m
Cable jacket	TPU, Black
Conductor diameter	0.042 "
Conductor material	TC (tinned copper)

Features



- M8, Female, Right-angle, 3-pin
- Threaded Connector
- TPU jacket, Black, 3X24 AWG
- -40 Cold Bend Rating
- Flame Ratings: UL1061, CSA FT1
- Flexlife® and C-Track Approved

Cable cross section



Contact assignment

Technical data

Conductor insulation material	TPC-ET
Conductor size	3 x 24 AWG [Similar to 0.25 mm ²]
Number of strands x O.D.	19 x 36 AWG
Conductor colors	BN, BU, BK
Electrical properties at +20 °C	
Rated voltage	125 VAC/DC
Current	4 A
Mechanical and chemical properties	
Bending radius (static)	≥ 5 x Ø
Bending radius (dynamic)	≥ 10 x Ø
Torsion rating	20 million cycles *
UL cold bend rating	-40 °C
Flex rating 10 x Ø	20 million cycles *
Flex rating 15 x Ø	20 million cycles
Flex rating 20 x Ø	20 million cycles*
	*When properly installed @ 20°C, 50%RH, and a cycle speed of ≤0.5 cycles per second.
C-Track	Yes
Ambient temperature range (static)	-40 °C...+90 °C
Ambient temperature range (dynamic)	5 °C...+90 °C
Temperature range (installation)	-10 °C...+90 °C

Approval	
Approvals	UL 2238 CSA C22.2 No. 182.3 CE UKCA RoHS

Note	
	- Flex ratings may be reduced if used in extreme temperatures, exposure to certain chemicals, operating above the rated cycle speed, or operating below the rated cable bend radius.
	- We reserve the right to make technical alterations without prior notice.

Connector A



Circuit Diagram

