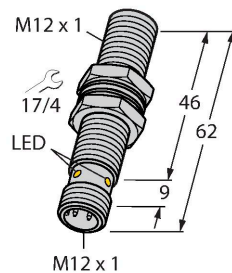


# BI4-M12E-AN6X-H1141

## Inductive Sensor – With Increased Switching Distance



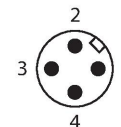
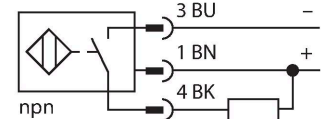
### Technical data

Type	BI4-M12E-AN6X-H1141
ID	4607193
<b>General data</b>	
Rated switching distance	4 mm
Mounting conditions	Flush
Secured operating distance	$\leq (0.81 \times S_n)$ mm
Correction factors	St37 = 1; Al = 0.3; stainless steel = 0.7; Ms = 0.4
Repeat accuracy	$\leq 2$ % of full scale
Temperature drift	$\leq \pm 10$ %
Hysteresis	3...15 %
<b>Electrical data</b>	
Operating voltage	10...30 VDC
Residual ripple	$\leq 10$ % $U_{ss}$
DC rated operational current	$\leq 200$ mA
No-load current	15 mA
Residual current	$\leq 0.1$ mA
Isolation test voltage	$\leq 0.5$ kV
Short-circuit protection	yes / Cyclic
Voltage drop at $I_o$	$\leq 1.8$ V
Wire breakage/Reverse polarity protection	yes / Complete
Output function	3-wire, NO contact, NPN
Switching frequency	2 kHz

### Features

- M12 x 1 threaded barrel
- Long version
- Chrome-plated brass
- Large sensing range
- DC 3-wire, 10...30 VDC
- NO contact, NPN output
- M12 x 1 male connector

### Wiring diagram



### Functional principle

Inductive sensors detect metal objects contactless and wear-free. For this, they use a high-frequency electromagnetic AC field that interacts with the target. Inductive sensors generate this field via an RLC circuit with a ferrite coil.

## Technical data

Mechanical data	
Design	Threaded barrel, M12 × 1
Dimensions	62 mm
Housing material	Metal, CuZn, Chrome-plated
Active area material	Plastic, PA12-GF30
Max. tightening torque of housing nut	10 Nm
Electrical connection	Connector, M12 × 1
Environmental conditions	
Ambient temperature	-25...+70 °C
Vibration resistance	55 Hz (1 mm)
Shock resistance	30 g (11 ms)
Protection class	IP67
MTTF	2283 years acc. to SN 29500 (Ed. 99) 40 °C
Switching state	LED, Yellow

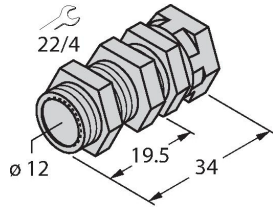
## Mounting instructions

Mounting instructions/Description	
	Distance D
	2 x B
	Distance W
	3 x Sn
	Distance T
	3 x B
	Distance S
	1.5 x B
	Distance G
	6 x Sn
	Diameter active area B
	Ø 12 mm

## Accessories

QM-12

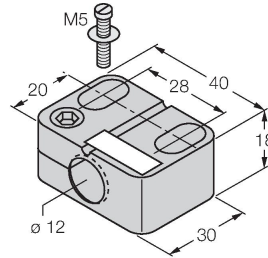
6945101



Quick-mount bracket with dead-stop; material: Chrome-plated brass. Male thread M16 × 1. Note: The switching distance of the proximity switches may change when using quick-mount brackets.

BST-12B

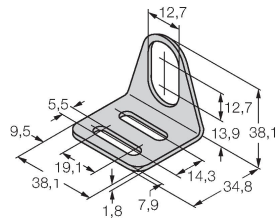
6947212



Mounting clamp for threaded barrel sensors, with dead-stop; material: PA6

MW-12

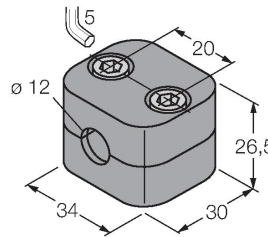
6945003



Mounting bracket for threaded barrel sensors; material: Stainless steel A2 1.4301 (AISI 304)

BSS-12

6901321



Mounting clamp for smooth and threaded barrel sensors; material: Polypropylene