

C7-W1x

1 pole | normally open tungsten pre-contact | plug-in Faston

| | | |
|--|------------------------|----------------------------|
| Maximum contact load: | 10 A/250 V AC-1 | 6 A / 250 V AC-5a/b |
| Recommended minimum contact load: | 10 mA/10 V | |

Contacts

| | | | |
|---------------------------------|----------|--------|------------|
| Material | Standard | Code 0 | ⚡ AgNi/W |
| Rated Load | | | 10 A |
| Switch-on current max. (2.5 ms) | | | 500 A |
| Switching voltage max. | | | 250 V |
| AC load (Fig 1) | | | 2.5 kVA |
| DC load | | | see fig. 2 |

Coil

| | |
|-----------------|-----------------------------|
| Coil resistance | see table; tolerance ± 10 % |
| Pick-up voltage | ≤ 0.8 x U _N |
| Release voltage | ≥ 0.1 x U _N |
| Nominal power | 1.5 VA (AC)/1.5 W (DC) |

Coil table

| V AC | Ω | mA | VDC | Ω | mA |
|------|------|-----|-----|-----|-----|
| 24 | 153 | 62 | 12 | 99 | 121 |
| 48 | 611 | 31 | 24 | 388 | 61 |
| 115 | 3K6 | 13 | 48 | 1K5 | 32 |
| 230 | 14K5 | 6.5 | 110 | 8K | 14 |

Insulation

| | |
|--------------------------------|------------------|
| Contact open | Volt rms / 1 min |
| Contact/coil | 1000 V |
| Insulation resistance at 500 V | 2.5 kV |
| Insulation, IEC 61810-1 | ≥ 1 GΩ |
| | 2.5 kV |

Specifications

| | |
|---------------------------------------|--------------------------------------|
| Ambient temperature operation/storage | -40...60 °C / -40 ... 80 °C (no ice) |
| Pick-up time/bounce time | 20 ms/≤ 3 ms |
| Release time/bounce time | 10 ms/≤ 1 ms |
| Mechanical life ops | AC: 10 Mill./DC: 20 Mill. |
| DC voltage endurance at rated load | ≥ 100 000 switching cycles |
| Switching frequency at rated load | ≤ 1200/h |
| Weight | 43 g |

Product References

V AC 50 Hz/60 Hz: 24, 48, 115 (120), 230 (240)
LED

VDC 12, 24, 48, 110

LED

Polarity and free wheeling diode

AC/DC bridge rectifier 24 V, 48 V, 60 V

Other voltages on request

C7-W10/AC ... V
C7-W10X/AC ... V

C7-W10/DC ... V
C7-W10X/DC ... V
C7-W10FX/DC ... V

C7-W10BX/UC ... V

"..." List Coil Voltage to complete Product References

Accessories (See also Section Sockets)

| | |
|----------------|---------------------------|
| Socket: | S7-C, S7-IO, S7-P, |
| Push only: | S9-OP (BAG 10 PCS) |
| Blanking Plug: | S9-NP (BAG 10 PCS) |



Connection diagram

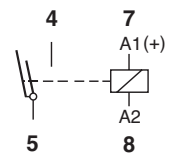


Fig.1 AC voltage endurance

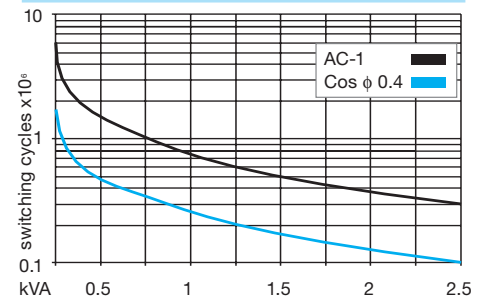
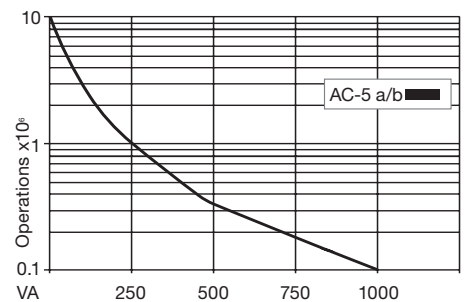
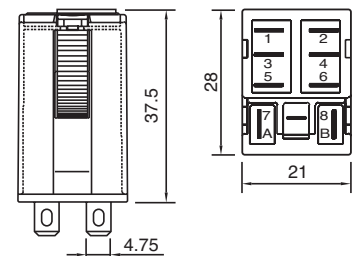


Fig. 2 DC load limit curve



Dimensions



Technical approvals, conformities



IEC/EN 61810; IEC/EN 60947