
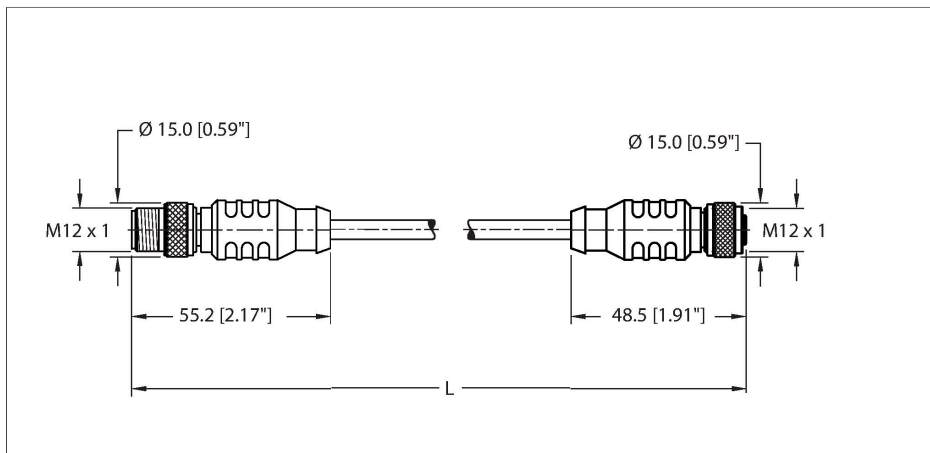


RSC RKC 572-2M

Cable for DeviceNet and CANopen – Extension Cable



Technical data

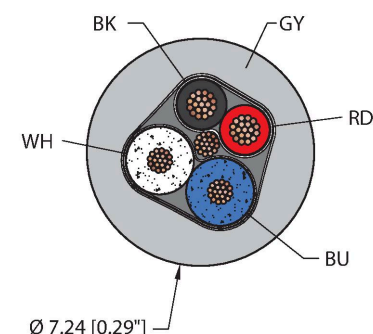
Type	RSC RKC 572-2M
ID	U0323
Connector A	Male, M12 × 1, Straight, A-code
Design specification	Acc. to IEC 61076-2-101
Number of contacts	5
Contacts	Bronze, CuSn, Gold-plated
Contact carriers	Plastic, Nylon or TPU, Blue gray
Connector body	Plastic, TPU, Blue gray
Coupling nut	Brass, CuZn, Nickel-plated
Tightening torque (range)	0.8 ... 1 Nm (note max. torque of mating connector!)
Mechanical life	> 100 Mating cycles
Pollution degree	3
Protection class (When coupled)	IP68, IP69K, Only in screwed condition
	NEMA: 1, 3, 4, 6P
Connector B	Female, M12 × 1, Straight, A-code
Design specification	Acc. to IEC 61076-2-101
Number of contacts	5
Contacts	Bronze, CuSn, Gold-plated
Contact carriers	Plastic, Nylon or TPU, Blue gray
Connector body	Plastic, TPU, Blue gray
Coupling nut	Brass, CuZn, Nickel-plated
Seal	O-ring, Plastic, FKM/FPM
Tightening torque	0.4 ... 1.8 Nm (note max. torque of mating connector!)

Features



- M12 female connector, straight, A-coded
- M12 male connector, straight, A-coded
- M12, Male, Straight, 5-pin, A-Code
- M12, Female, Straight, 5-pin, A-Code
- Shielded Twisted Pair
- Fieldbus Technology Cable
- fieldbus type: DeviceNet™, Gray PVC jacket, shielded, 2STPX22 AWG
- Sunlight Resistant
- Flame Ratings: UL 1685 FT4, UL1061, CSA FT4

Cable cross section

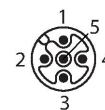


Contact assignment

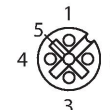
Technical data

Mechanical life	> 100 Mating cycles
Pollution degree	3
Protection class (When coupled)	IP68, IP69K, Only when screwed together
	NEMA: 1, 3, 4, 6P
Cable data	
Cable ID	RF50603
Fieldbus	DeviceNet
Total number of conductors	4
Cable diameter	Ø 7.24 mm
Length (L)	2 m, (+50mm or 4% of length/-0.0, Whichever is greater)
Cable jacket	PVC, Gray
Shield	Foil (IN)
Cable drain	22 AWG TC (Tinned Copper)
Conductor material	TC (tinned copper)
Conductor colors	Power: RD, BK, Data: WH, BU
Sub assembly 1	
Description of assembly	STP (Shielded Twisted Pair)
Number of pairs	1
Conductor diameter	0.05 "
Conductor insulation material	PVC
Assembly foil	Foil (OUT)
Cable conductor cross-section	2x22 AWG [Similar to 0.34 mm ²]
Number of strands x O.D.	19x0.0058 "
Description of assembly	STP (Shielded Twisted Pair)
Number of assemblies	1
Conductor diameter	0.088 "
Conductor insulation material	Foamed HDPE
Assembly foil	Foil (OUT)
Cable conductor cross-section	2x22 AWG [Similar to 0.34 mm ²]
Number of strands x O.D.	19x0.0058
Electrical properties at +20 °C	
Rated voltage	250 V
Current	4 A
Mechanical and chemical properties	
Bending radius (static)	≥ 5 x Ø
Bending radius (dynamic)	≥ 15 x Ø
Ambient temperature range (static)	-40 °C...+80 °C

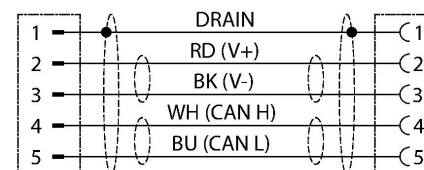
Connector A



Connector B



Circuit Diagram



Technical data

Ambient temperature range (dynamic)	5 °C...+80 °C
Temperature range (installation)	-10 °C...+80 °C

Approval

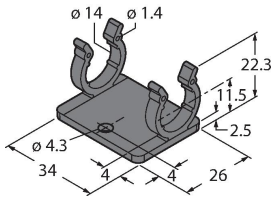
Approvals	FM Div.2 CSA PA UL 2238 CSA C22.2 No. 182.3 CE UKCA RoHS
-----------	--

Note

- Flex ratings may be reduced if used in extreme temperatures, exposure to certain chemicals, operating above the rated cycle speed, or operating below the rated cable bend radius.
- We reserve the right to make technical alterations without prior notice.

Accessories

M12-CORDSETS-MOUNTING-CLIP-(10/BAG) 100016882



10 Pack of black mounting clips and M4x8mm mounting screws, used to secure cable to cable connection points.