
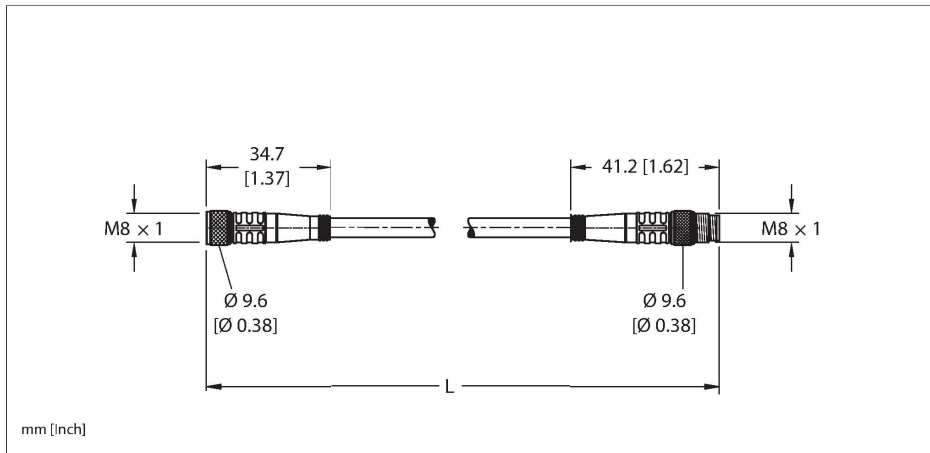


PKG 6M-2-PSG 6M

Actuator and Sensor Cordset – Extension Cable



Technical data

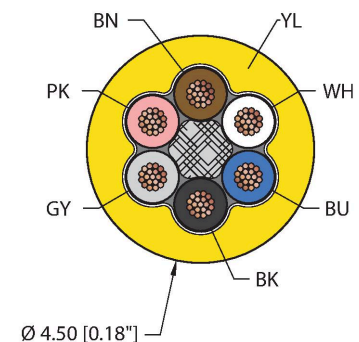
| | |
|---------------------------------|---|
| Type | PKG 6M-2-PSG 6M |
| ID | U-03350 |
| Connector A | Female, M8 × 1, Straight |
| Design specification | Acc. to IEC 61076-2-104 |
| Number of contacts | 6 |
| Contacts | Brass, CuZn, Gold-plated |
| Contact carriers | Plastic, Nylon or TPU, Black |
| Connector body | Plastic, TPU, Yellow |
| Coupling nut | Brass, CuZn, Nickel-plated |
| Connector seal | O-ring, Plastic, FKM/FPM |
| Tightening torque (range) | 0.4 ... 0.8 Nm (note max. torque of mating connector!) |
| Mechanical life | > 100 Mating cycles |
| Pollution degree | 3 |
| Protection class (When coupled) | IP68 |
| | NEMA: 1, 3, 4, 6P |
| Connector B | Male, M8 × 1, Straight |
| Design specification | Acc. to IEC 61076-2-104 |
| Number of contacts | 6 |
| Contacts | Brass, CuZn, Gold-plated |
| Contact carriers | Plastic, Nylon or TPU, Black |
| Connector body | Plastic, TPU, Yellow |
| Coupling nut | Brass, CuZn, Nickel-plated |
| Tightening torque | 0.4 ... 0.8 Nm (note max. torque of mating connector!) |

Features



- M8, Female, Straight, 6-pin
- Threaded Connector
- M8, Male, Straight, 6-pin
- Threaded Connector
- General Purpose Cable
- Yellow PVC jacket, 6X26 AWG
- -40 Cold Bend Rating
- Flame Ratings: UL1061, CSA FT1

Cable cross section



Contact assignment

Technical data

| | |
|---------------------------------|---------------------|
| Mechanical life | > 100 Mating cycles |
| Pollution degree | 3 |
| Protection class (When coupled) | IP68 |
| | NEMA: 1, 3, 4, 6P |

| Cable data | |
|-------------------------------|---|
| Cable ID | RF50734 |
| Total number of conductors | 6 |
| Cable diameter | Ø 4.5 mm |
| Length (L) | 2 m, (+50mm or 4% of length/-0.0, Whichever is greater) |
| Cable jacket | PVC, Yellow |
| Conductor diameter | 0.033 " |
| Conductor material | TC (tinned copper) |
| Conductor insulation material | SR-PVC |
| Conductor size | 6 x 26 AWG [Similar to 0.14 mm ²] |
| Number of strands x O.D. | 19 x 38 AWG |
| Conductor colors | BN, WH, BU, BK, GY, PK |

| Electrical properties at +20 °C | |
|---------------------------------|------------|
| Rated voltage | 125 VAC/DC |
| Current | 2 A |

| Mechanical and chemical properties | |
|-------------------------------------|------------------|
| Bending radius (static) | ≥ 5 x Ø |
| Bending radius (dynamic) | ≥ 10 x Ø |
| UL cold bend rating | -40 °C |
| Ambient temperature range (static) | -40 °C...+105 °C |
| Ambient temperature range (dynamic) | 5 °C...+105 °C |
| Temperature range (installation) | -10 °C...+105 °C |

| Approval | |
|-----------|--|
| Approvals | UL 2238 CSA C22.2 No. 182.3 CE UKCA RoHS |

| Note | |
|------|--|
| | - Flex ratings may be reduced if used in extreme temperatures, exposure to certain chemicals, operating above the rated cycle speed, or operating below the rated cable bend radius. |
| | - We reserve the right to make technical alterations without prior notice. |

Connector A



Connector B



Circuit Diagram

