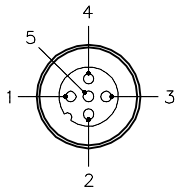
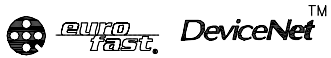


MALE END VIEW

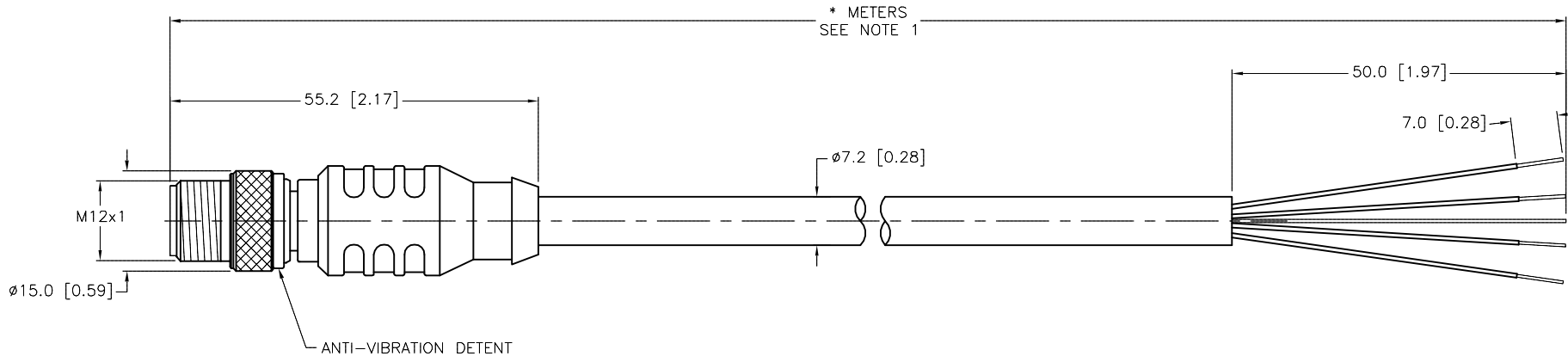


- 1 = BARE (SHIELD)
- 2 = RED (+ VOLTAGE)
- 3 = BLACK (- VOLTAGE)
- 4 = WHITE (CAN\_H)
- 5 = BLUE (CAN\_L)



SPECIFICATIONS

CONTACT CARRIER MATERIAL	TPU or NYLON
MOLDED HEAD MATERIAL/COLOR	TPU/BLUE-GRAY
CONTACT MATERIAL/PLATING	BRASS/GOLD
COUPLING NUT MATERIAL/PLATING	BRASS/NICKEL
RATED CURRENT [A]	4.0 A
RATED VOLTAGE [V]	250 V
OUTER JACKET MATERIAL/COLOR	PVC/GRAY
CONDUCTOR INSULATION MATERIAL	FOAMED HDPE (DATA), SR-PVC (POWER)
CONDUCTORS [AWG]	4x22 AWG, 22 AWG DRAIN
SHIELDING	FOIL (PAIRS), FOIL (OVERALL)
TEMPERATURE RATING	-40°C to +80°C (-40°F to +176°F)
PROTECTION CLASS	NEMA 1,3,4,6P AND IEC IP68, IP69K



CABLE LENGTH	TOLERANCE *
ALL LENGTHS	+ 4% (OR 50mm) OF LENGTH - 0% (OR 0mm) OF LENGTH WHICHEVER IS GREATER
STRIP LENGTH	TOLERANCE *
0-7mm	±0.5mm
8-29mm	±1.0mm
30-49mm	±2.0mm
50-69mm	±3.0mm
70-100mm	±4.0mm
OVER 100mm	±5.0mm

\* UNLESS OTHERWISE SPECIFIED

NOTES:

1. "\*" INDICATES CABLE LENGTH IN METERS. CONTACT TURCK TO ORDER SPECIFIC LENGTHS.

SOURCE DRAWING - FOR REFERENCE ONLY

RELATED DOCUMENTS 1. 2. 3. 4.	3RD ANGLE PROJECTION 	THIS DRAWING IS CONFIDENTIAL AND THE PROPERTY OF TURCK INC. USE OF THIS DOCUMENT WITHOUT WRITTEN PERMISSION IS PROHIBITED.		3000 CAMPUS DRIVE MINNEAPOLIS, MN 55441 1-800-544-7769 (763) 553-7300 (763) 553-0708 fax www.turck.us	
	MATERIAL	DRFT RJP	DATE 5/16/96	DESCRIPTION RSC 572-*M	
FINISH	ALL DIMENSIONS DISPLAYED ON THIS DRAWING ARE FOR REFERENCE ONLY	APVD	SCALE 1=1	IDENTIFICATION NO.	
	CONTACT TURCK FOR MORE INFORMATION	UNIT OF MEASUREMENT <b>MILLIMETER [ INCH ]</b>		REV C	
C	UPDATE COUPLING NUT	RDS	01/25/11	34093	
REV	DESCRIPTION	BY	DATE	ECO NO.	DO NOT SCALE THIS DRAWING
					FILE: 777005308
					SHEET 1 OF 1