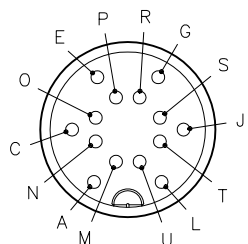
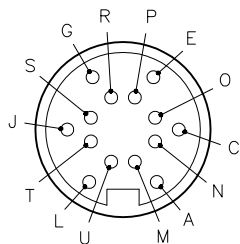


MALE END VIEW

FEMALE END VIEW



- A = N/C
- C = ORANGE
- E = BLACK
- G = GREEN
- J = GREY
- L = N/C
- M = BROWN
- N = TAN
- O = VIOLET
- P = RED
- R = WHITE
- S = YELLOW
- T = PINK
- U = BLUE

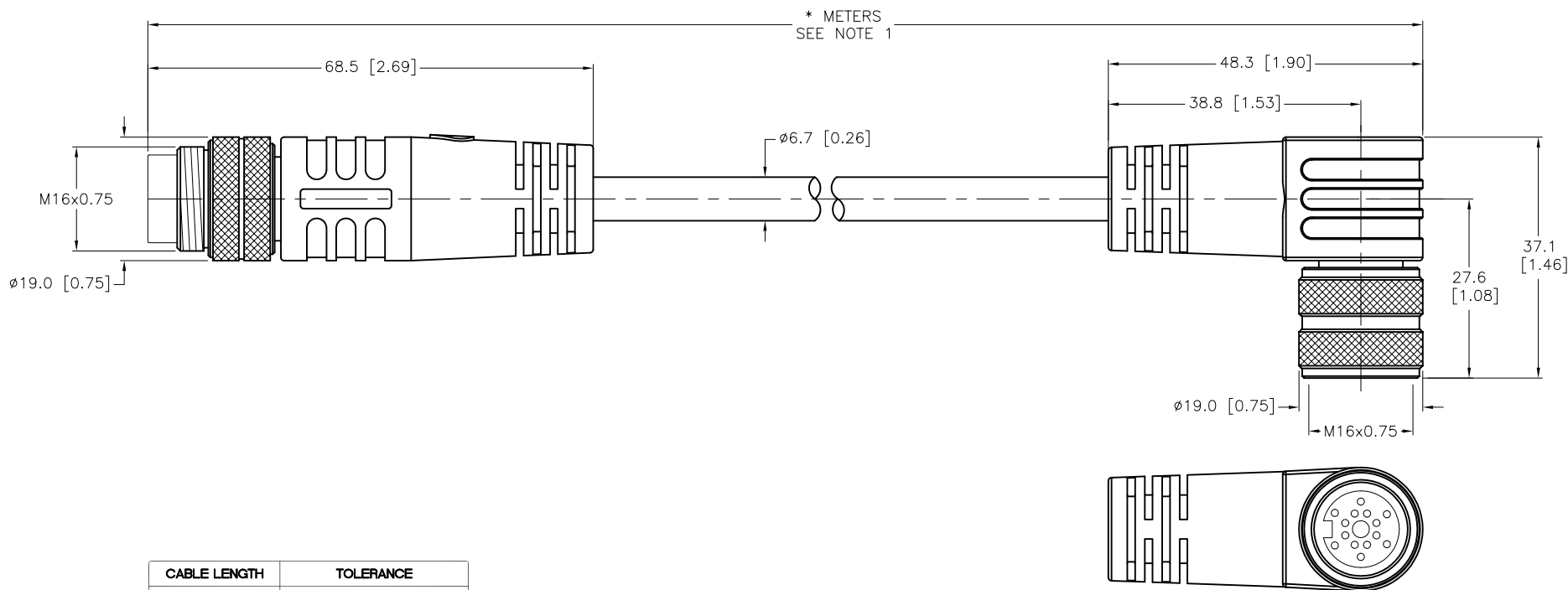


M16 connector

M16 connector

SPECIFICATIONS

CONTACT CARRIER MATERIAL	TPU
MOLDED HEAD MATERIAL/COLOR	TPU/YELLOW
CONTACT MATERIAL/PLATING	BRASS/GOLD
COUPLING NUT MATERIAL/PLATING	BRASS/NICKEL
RATED CURRENT [A]	3.0 A
RATED VOLTAGE [V]	30 VAC/VDC
OUTER JACKET MATERIAL/COLOR	PVC/BLACK
CONDUCTOR INSULATION MATERIAL	PVC
NUMBER OF CONDUCTORS [AWG]	12x24 AWG
DRAIN/SHIELD	26 AWG DRAIN/ALUMINUM FOIL SHIELD
TEMPERATURE RANGE	-40°C TO +105°C (-40°F TO +221°F)
PROTECTION CLASS	MEETS IEC IP67



CABLE LENGTH	TOLERANCE
ALL LENGTHS	+ 4% (OR 50mm) OF LENGTH - 0% (OR 0mm) OF LENGTH WHICHEVER IS GREATER
STRIP LENGTH	TOLERANCE
0-7mm	±0.5mm
8-29mm	±1.0mm
30-49mm	±2.0mm
50-69mm	±3.0mm
70-100mm	±4.0mm
OVER 100mm	±5.0mm

NOTES:

1. "*" INDICATES CABLE LENGTH IN METERS. CONTACT TURCK TO ORDER SPECIFIC LENGTHS.

SOURCE DRAWING - FOR REFERENCE ONLY

RELATED DOCUMENTS 1. 2. 3. 4.	3RD ANGLE PROJECTION 	THIS DRAWING IS CONFIDENTIAL AND THE PROPERTY OF TURCK INC. USE OF THIS DOCUMENT WITHOUT WRITTEN PERMISSION IS PROHIBITED.		3000 CAMPUS DRIVE MINNEAPOLIS, MN 55441 1-800-544-7769 (763) 553-7300 (763) 553-0708 fax turck.com	
	MATERIAL SEE SPECIFICATIONS	DRFT RDS APVD	DATE 04/27/09 SCALE 1=1.0	DESCRIPTION BSM BKWM 14-755-*	
FINISH SEE SPECIFICATIONS	UNIT OF MEASUREMENT MILLIMETER [INCH]	CONTACT TURCK FOR MORE INFORMATION		IDENTIFICATION NO.	REV D
D UPDATE CABLE DIAMETER REV DESCRIPTION		KMY BY	01/26/12 DATE	37169 ECO NO.	DO NOT SCALE THIS DRAWING FILE: 777009895 SHEET 1 OF 1