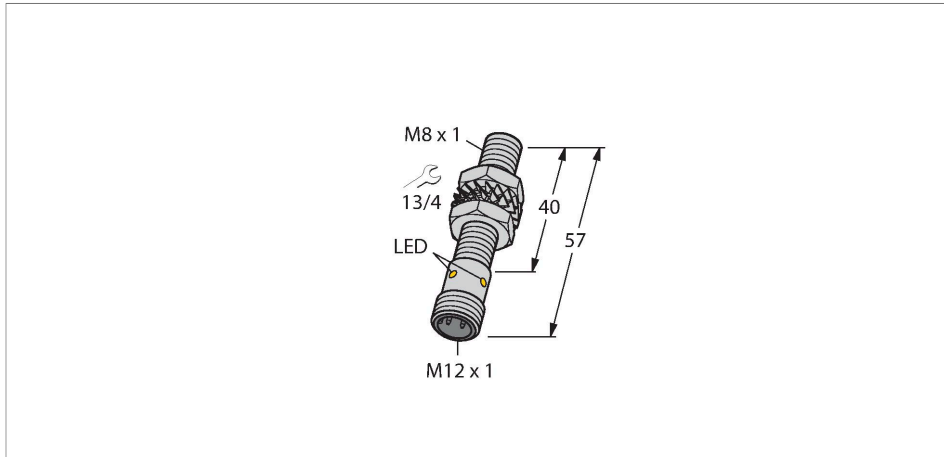


BI2-EG08-AG41X-H1341

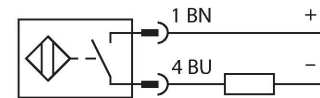
Inductive Sensor – With Increased Switching Distance



Features

- Threaded barrel, M8 x 1
- Stainless steel, 1.4427 SO
- Large sensing range
- DC 2-wire, 10...55 VDC
- Polarized version
- NO contact
- M12 x 1 male connector

Wiring diagram



Technical data

Type	BI2-EG08-AG41X-H1341
ID	4562001
General data	
Rated switching distance	2 mm
Mounting conditions	Flush
Secured operating distance	$\leq (0.81 \times S_n)$ mm
Correction factors	St37 = 1; Al = 0.3; stainless steel = 0.7; Ms = 0.4
Repeat accuracy	≤ 2 % of full scale
Temperature drift	$\leq \pm 10$ %
Hysteresis	1...15 %
Electrical data	
Operating voltage	10...55 VDC
Residual ripple	≤ 10 % U_{ss}
DC rated operational current	≤ 100 mA
Residual current	≤ 0.6 mA
Isolation test voltage	≤ 0.5 kV
Short-circuit protection	yes / Cyclic
Voltage drop at I_o	≤ 3.5 V
Wire breakage/Reverse polarity protection	Polarized
Output function	NO contact, 2-wire
Smallest operating current	≥ 3 mA
Switching frequency	0.3 kHz

Functional principle

Inductive sensors detect metal objects contactless and wear-free. For this, they use a high-frequency electromagnetic AC field that interacts with the target. Inductive sensors generate this field via an RLC circuit with a ferrite coil.

Technical data

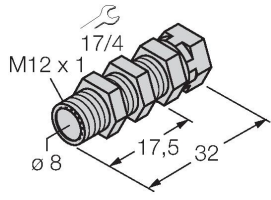
Mechanical data	
Design	Threaded barrel, M8 × 1
Dimensions	57 mm
Housing material	Stainless steel, 1.4427 SO
Active area material	Plastic, PA12-GF30
Max. tightening torque of housing nut	5 Nm
Electrical connection	Connector, M12 × 1
Environmental conditions	
Ambient temperature	-25...+70 °C
Vibration resistance	55 Hz (1 mm)
Shock resistance	30 g (11 ms)
Protection class	IP67
MTTF	2283 years acc. to SN 29500 (Ed. 99) 40 °C
Switching state	LED, Yellow

Mounting instructions

Mounting instructions/Description		
	Distance D	2 x B
	Distance W	3 x Sn
	Distance T	3 x B
	Distance S	1.5 x B
	Distance G	6 x Sn
	Diameter active area B	Ø 8 mm

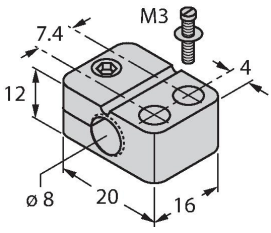
Accessories

QM-08 6945100



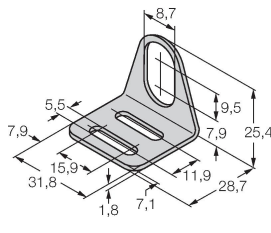
Quick-mount bracket with dead-stop, chrome-plated brass, male thread M12 x 1. Note: The switching distance of proximity switches may be reduced through the use of quick-mount brackets.

BST-08B 6947210



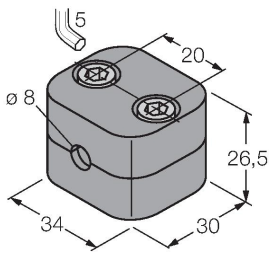
Mounting clamp for threaded barrel sensors, with dead-stop; material: PA6

MW-08 6945008



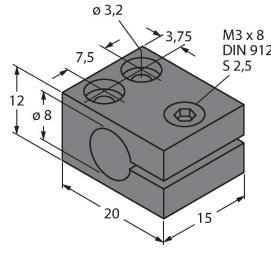
Mounting bracket for threaded barrel sensors; material: Stainless steel A2 1.4301 (AISI 304)

BSS-08 6901322



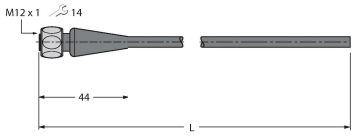
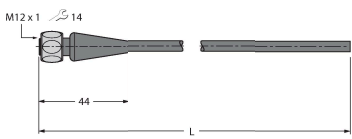
Mounting clamp for smooth and threaded barrel sensors; material: Polypropylene

MBS80 69479



Mounting clamp for smooth barrel sensors; mounting block material: Anodized aluminum

Wiring accessories

Dimension drawing	Type	ID	
	RKH4-2/TFE	6935482	Connection cable, M12 female, straight, 3-pin, stainless steel coupling nut, cable length: 2 m, jacket material: PVC, gray temperature range -25...+80 °C; other cable lengths and designs available, see www.turck.com
	RKH4-2/TFG	6934384	Connection cable, M12 female, straight, 3-pin, stainless steel coupling nut, cable length: 2 m, jacket material: TPE, gray temperature range -40...+105 °C; other cable lengths and designs available, see www.turck.com

B12-EG08-AG41X-H1341 | 11/29/2022 05:53 | technical changes reserved